

our
comfort.


your
style.



INFRA TECH
COMFORT



where **comfort and style** meet.



What do the hottest spots and the coolest homes have in common? Infratech infrared heating systems. With an Infratech electric heater, you can add eco-friendly, customized climate control, versatile design and ambient warmth to a wide variety of indoor-outdoor spaces – from hotel rooftop terraces to backyard breezeways and everything in between.

A photograph of a modern outdoor patio area. A man and a woman are standing at a bar with a stone countertop. The patio has a dark wood ceiling with a large ceiling fan and two infrared heaters. In the background, there is a lounge area with a sofa and a fireplace. The patio is surrounded by a lawn and a building with a stone wall.

**EFFICIENCY.
VERSATILITY.
AMBIENCE.**



Discover an energy-efficient heating solution that's ideal for indoor-outdoor spaces.



low profile. **low impact.**

Now you can add a heating system to your patio, terrace or outdoor dining area that reflects the same eco-conscious, forward-thinking ethos as the rest of your property. Infratech infrared heaters are 90% energy efficient, operate for just pennies per hour, and emit a subtle, pleasing glow that will not blow away in windy conditions. They provide odorless, radiant warmth for your space that won't detract from the aroma of steaks on the grill, or interfere with the view – whether it's of city lights or starlight.

how infrared works

- Heated quartz elements emit a safe, clean wavelength of light that is only absorbed by solid objects, transferring heat directly to a person, table or floor rather than heating the air
- Infrared heat doesn't 'blow away,' making it ideal for breezy areas where air cannot be contained
- Medium wave quartz elements operate with no harsh glare or odors

why Infratech is the sustainable heating choice

TRADITIONAL GAS-FIRED HEATERS AND OUTDOOR FIREPLACES

- Are often less than 50% efficient
- Emit carbon monoxide and hazardous gases as a by-product of combustion and burning fuel
- Require ventilation
- Require refills of propane tanks or wood
- Have a larger profile
- Require more maintenance and replacement parts
- Have a higher initial acquisition cost
- Provide limited heat control

INFRATECH HEATERS

- Convert over 90% of input energy directly into radiant heat
- Emit zero greenhouse gases or odors
- Do not require ventilation
- Are UL-listed for indoor and outdoor use
- Have no refillable tanks
- Cost less and are inexpensive to operate
- Comfort heater components and packaging are completely recyclable
- Have minimal clearance requirements
- Are virtually maintenance-free
- Have infinite control capabilities



your lifestyle. **your architectural style.**

Whether you're looking for a heating system that complements your lifestyle or your home's architectural style, Infratech heaters are a seamless fit. They provide radiant, ambient, cost-effective and energy-efficient warmth for a wide range of indoor-outdoor spaces and décor styles. Linger longer outdoors all year round, and get more enjoyment out of your patio, terrace, pergola, poolside deck, balcony, outdoor kitchen or dining space.

why Infratech is the perfect fit for your home

AN ARRAY OF MOUNTING OPTIONS

- Low clearance requirements help to create a clean look with minimal visual impact
- Choose from flush mount, ceiling mount, pole mount or wall mounting options

VERSATILE MODEL AND FINISH CHOICES

- Select from a wide range of heating sizes and models, to find the solution best suited to the needs of your space
- Available in a versatile range of standard and optional custom finishes that match the look of your space

SIMPLE OR CUSTOM CONTROLS


- Controls range from a simple on/off switch to comprehensive custom controls that can be integrated into your smart home management system

LOW IMPACT AND LOW MAINTENANCE

- Enjoy odorless, glare-free ambient warmth with zero emissions
- Conserve energy and realize long-term savings on heating costs over time
- Infratech heaters are low maintenance, with no tanks to refill or igniters to replace



comfort
for the
home





home,
smart
home

your smart home just got **more intelligent.**

Convenience. Efficiency. If you're a smart home owner, you value the ability to get the most automation control out of your living space. This is why we offer the option to integrate Infratech heating system controls directly with your home management system.




Three simple steps for Infratech + smart home setup



STEP 1 | *Select the home management system that provides the best functionality for your lifestyle.**



STEP 2 | *Install the Infratech heater or heating system that best complements the needs of your space.*



STEP 3 | *Connect your Infratech heating control to the smart control panel, with the assistance of a licensed electrician.*


* CONTACT US TO CHECK COMPATIBILITY

why Infratech is an ideal choice for smart home integration

- Our range of control options is compatible with top-selling systems like Lutron,[™] Crestron,[™] Control 4,[™] and others
- Select from an assortment of decorative switches, wall plates and operator interfaces to control your Infratech heaters through your home management system
- Infratech's simple interface uses a 0-10 V DC signal for streamlined installation and straightforward programming
- Choose from a range of programming options through your home management system, including the ability to save preferred heat settings for off-site control via mobile device, and more



comfort for
commercial
spaces



we make the hottest spots **more comfortable.**

What do the hippest, most exclusive nightclubs, restaurants, hotels, resorts and indoor-outdoor shopping or gathering spaces have in common? Infratech heating systems. Our team is frequently called upon to collaborate with architects, interior designers and engineers during initial planning stages, in order to provide comprehensive, low-profile heating systems that blend seamlessly into a property's décor. Whether it's a sleek, contemporary space, an elegant, traditional retreat, or a renovated historic structure, Infratech heating systems can add custom-controlled, energy efficient, ambient warmth without detracting from your property's aesthetic impact.

why Infratech is the perfect addition to your commercial space

AN ARRAY OF MOUNTING OPTIONS

- Our heaters are equally at home tucked beneath canvas awnings, nestled under beams, flush-mounted into a ceiling treatment or pole-mounted on a poolside deck
- Select flush mount, ceiling mount, wall mount or pole mount options
- Our heaters have minimal clearance requirements, and are UL-listed for as low as seven feet
- We offer a range of sizes, wattages and voltages, to meet the requirements of your space
- You may also choose from a wide selection of standard and optional custom finish colors, to complement or match wall or ceiling treatments

RADIANT, TARGETED WARMTH

- Infratech heaters do not waste heat in a 360° circle, like many gas heating options
- They transfer heat directly to objects; warmth will not 'blow away' in windy conditions
- They are ideal for outdoor spaces like rooftop decks, alfresco dining rooms or valet waiting areas

CUSTOMIZED CLIMATE ZONES AND CONTROLS

- Infratech heaters can be grouped and regulated in different zones, for the ability to adjust comfort while minimizing energy consumption
- We offer a wide range of controls, from simple switches to smart home integration systems, to accommodate commercial spaces of all sizes

LASTING ENERGY, EFFICIENCY AND VALUE

- Easy installation requires a lower capital expense and minimal labor
- Infrared heaters require no refillable gas tanks and very little maintenance
- They are 90% energy efficient and provide energy savings over time

customize your climate with **Infratech versatility.**

Colors and finishes. Wattages, voltages and sizes. Mounting options and controls. Infratech is a partner of choice among leading architects, interior designers and engineers because we offer a broad range of heating system options to complement your vision.



CONTROL OPTIONS

- Infratech is a UL508 listed Control Manufacturer with the engineering, design and manufacturing expertise to create standard or custom UL listed control packages
- We can provide energy efficient logic, including timers and motion sensors
- Heaters can be grouped and regulated in different zones, depending upon the size or needs of your space
- We offer controls that range from simple on/off switches to value in-line regulators that vary the intensity of heat, to comprehensive, solid state control packages that can be fully integrated with timers or smart home management systems

sample control options



ON/OFF SWITCH



DUPLEX/STACK SWITCH



INPUT REGULATOR
(MAX 15 AMPS)



ANALOG CONTROL W/TIMER & RELAY CONTROL PANEL



COLOR AND FINISH OPTIONS

- Infratech heaters are available in a brushed stainless steel finish, along with a variety of standard color options that include the samples shown
- You may also choose your own custom finish color that complements wall or ceiling treatments
- Infratech colors are powder coated over the stainless steel and baked to achieve a long-lasting, fade- and corrosion-resistant finish
- Flush mount installations require powder coating the frame, rather than the heater itself, to achieve the desired look

w + wd-series



WHITE



ALMOND



BEIGE



BRONZE



BLACK

sl-series



SILVER

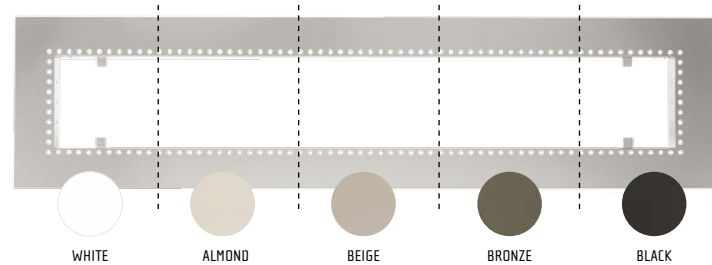


BRONZE



ALL BLACK SLIMLINE SHADOW™

flush mount frame



MOUNTING OPTIONS

- Our heaters can be flush mounted, ceiling mounted, wall mounted or pole mounted
- They have minimal clearance requirements, and are UL-listed for as low as seven feet



flush mount
installation
from
Infratech

seamless. streamlined. stylish.

Our flush mounting option has long been a favorite among the interior designers and architects who develop today's most sought-after commercial and residential properties. A flush mounted Infratech heater can provide warmth without disrupting the décor of the space – the flush mount frame can be installed with the edges exposed, or can be covered by a drywall, plaster, stucco, or tongue-and-groove wood ceiling treatment. It is also easy to install and operate.

WHEN TO FLUSH MOUNT*

- Infratech's W-Series or WD-Series heaters may be flush-mounted
- Choose from two sizes: a 39" or 61" frame, and from wattages ranging from 2,000-6,000 watts, depending upon whether you're using a single or dual element heater
- Select an area with a flat ceiling and minimum 2" x 8" studs, where the heater can face straight down when recessed
- Avoid flush mounting the heater close to a ceiling fan or light fixture
- You will need to hire a licensed contractor in order to complete a flush mount and heater installation

* Heaters cannot be mounted on a sloped/pitched ceiling




STUCCO OVER FRAME



MATCHING COLORED FRAME OVER FINISHED CEILING

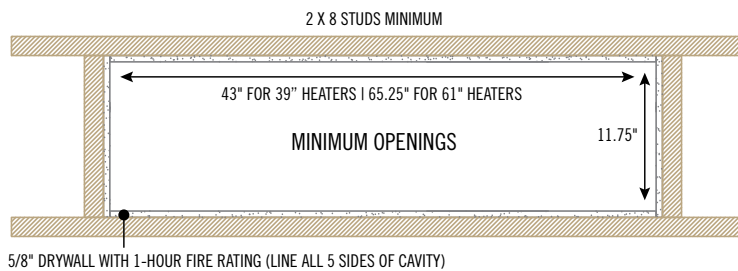


TONGUE-AND-GROOVE OVER COLORED FRAME

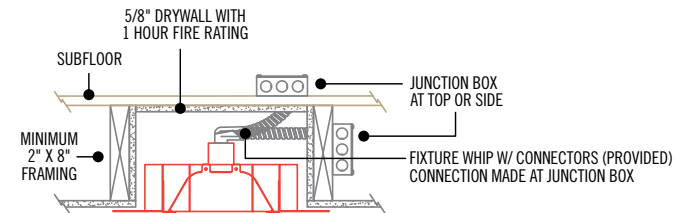


Flush mount your heater in four simple steps

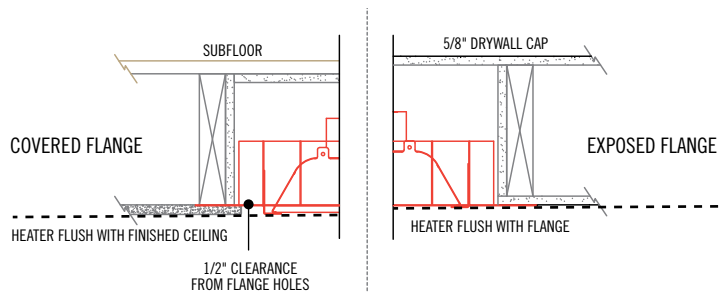
STEP 1 | Frame the pocket that will house the heater with a one hour-rated fire containment box.



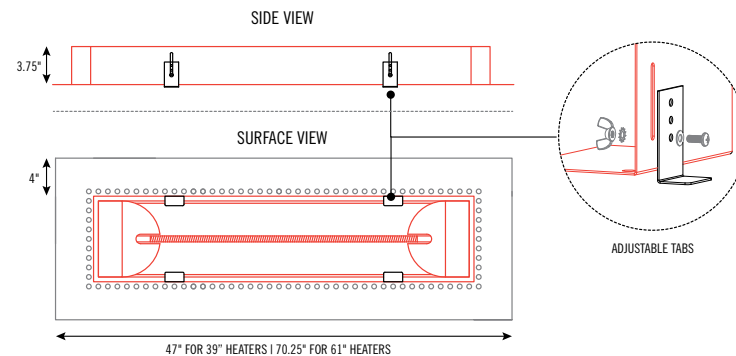
STEP 2 | Mount the junction box outside of the pocket. You can choose to mount the junction box in a variety of locations, depending upon where you'll be accessing it.



STEP 3 | Install the frame into the finished pocket. You may choose to leave all four inches of the trim exposed, or partially cover it (ventilation holes exposed) with a decorative ceiling.



STEP 4 | Install the heater and adjust the tabs to set the heater height appropriately.



FOR VIDEO INSTRUCTIONS,
VISIT INFRATECH-USA.COM/FLUSH-MOUNT OR SCAN




heating models and capacities

With smaller, sleeker profiles than typical gas infrared heaters, Infratech heating solutions offer a streamlined, yet effective heating solution for any indoor-outdoor space. They are available in a range of sizes, wattages and voltages that can provide appropriate warmth to any indoor-outdoor area, from a small room to an expansive open-air commercial space.




W-SERIES SINGLE ELEMENT HEATERS

- Our classic W-Series fixtures are ideal for most basic installations
- Features include: minimal clearance requirements, recessed mounting options, short standoffs and mounting heights between 7-11 feet
- Choose from 1,500-4,000 watt and 120-480 volt capacities
- Compatible with solid state controls for larger-scale residential or commercial use
- Choose from brushed stainless steel, standard and custom finish options



WD-SERIES DUAL ELEMENT HEATERS


- High-powered, dual-element WD-Series fixtures provide more concentrated heat for recessed installations, premium outdoor heating applications, large scale coverage needs, and spaces with 8-14 foot mounting heights
- Choose from 3,000-6,000 watt and 208-480 volt capacities
- Typically installed with solid state controls, to vary the electric load for comfortable heat in a wide range of conditions
- May also be installed with duplex/stack switches for effectively a half-power or full-power option



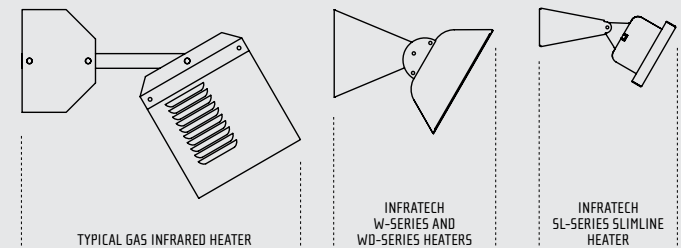


SL-SERIES SLIMLINE SINGLE ELEMENT HEATERS

- Sleek, streamlined Slimline single element heaters are ideal for surface mount applications up to 11 feet
- Features include: modern styling, brushed stainless trim with optional dark contrasting housing, narrow profile, and a T-slot for flexible mounting options
- Choose from 1,600 watt, 2,400 watt, 3,000 watt or 4,000 watt capacities
- Available in durable anodized aluminum housing finishes (Silver, Bronze, and our new all black Slimline Shadow™ — see page 13) that are capable of withstanding years of outdoor use



Infratech heaters have a smaller, sleeker profile than typical gas infrared heaters

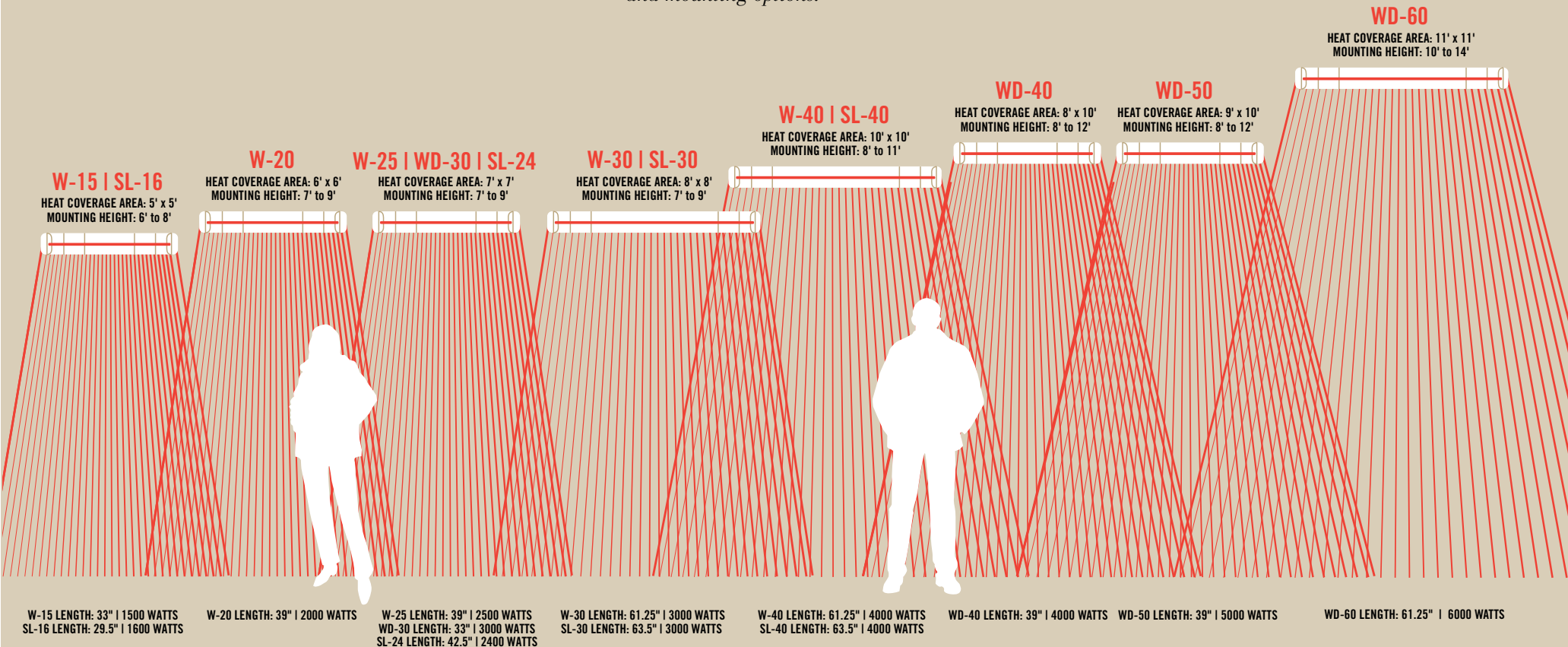


choosing your Infratech system

STEP 1 | Measure the dimensions and mounting heights of the area you want to heat.

STEP 2 | Select the heater(s) that will work both functionally and aesthetically for your space. Consider heater size, quantity, color and mounting options.

STEP 3 | Choose the control option that works best for your space, needs and budget.



Need assistance? We can walk you through the process of selecting the Infratech heating system that's right for you. To learn more, or find a distributor near you, please contact us.

www.infratech-usa.com | 800.421.9455

W-SERIES AND WD-SERIES HEATERS—WIDTH: 8"
SL-SERIES HEATERS—WIDTH: 4.75"

SL=SLIMLINE SINGLE ELEMENT HEATERS
W=W-SERIES SINGLE ELEMENT HEATERS
WD=WD-SERIES DUAL ELEMENT HEATERS

Note: Indoor or well-protected environments will generally exceed average coverage. Heaters may provide less than average coverage in extremely cold or windy conditions.

parts list and specifications

W-SERIES (STAINLESS STEEL)

PART NUMBER	MODEL	LENGTH	BTUS	WATTS	VOLTS	AMPS	SHIPPING WEIGHT	CONTROL OPTIONS				MOUNTING OPTIONS				
								ON/OFF SWITCH	DUPLEX/STACK SWITCH (HALF POWER/FULL POWER)	INPUT REGULATOR	ANALOG CONTROL & RELAY PANEL	W-33 FLUSH MOUNT FRAME	W-39 FLUSH MOUNT FRAME	W-61 FLUSH MOUNT FRAME	W-39 POLE MOUNT	W-61 POLE MOUNT
21-1040	W-1512 SS	33"	5,118	1,500	120	12.5	12	•		•						
21-1055	W-2024 SS	39"	6,824	2,000	240	8.3	13	•		•	•		•			•
21-1080	W-2524 SS	39"	8,530	2,500	240	10.4	13	•		•	•		•			•
21-1100	W-3024 SS	61 1/4"	10,236	3,000	240	12.5	20	•		•	•			•		•
21-1125	W-4024 SS	61 1/4"	13,648	4,000	240	16.7	20	•		•	•			•		•

Note: All heaters are also available in 208, 277, and 480 volts.

WD-SERIES (STAINLESS STEEL)

21-2000	WD-3024 SS	33"	10,240	3,000	240	12.5	13	•	•	•	•	•				
21-2100	WD-4024 SS	39"	13,648	4,000	240	16.7	14	•	•		•		•			•
21-2200	WD-5024 SS	39"	17,060	5,000	240	20.8	14	•	•		•		•			•
21-2300	WD-6024 SS	61 1/4"	20,472	6,000	240	25.0	21	•	•		•			•		•
21-2400*	WD-8024 SS	61 1/4"	27,296	8,000	240	33.4	21	•			•					•

*Commercial use only.

SL-SERIES (STAINLESS STEEL WITH ANODIZED ALUMINUM HOUSING*)

21-4990	SL-1612	29.5"	5,461	1,600	120	13.3	10	•		•						
21-4995	SL-1624	29.5"	5,461	1,600	240	6.7	13	•		•	•					
21-5000	SL-2424	42.5"	8,192	2,400	240	10	13	•		•	•					
21-5040	SL-3024	63.5"	10,240	3,000	240	12.5	17	•		•	•					
21-5080	SL-4024	63.5"	13,653	4,000	240	16.7	17	•			•					

*Add "B" to part number for bronze finish housing and "BL" for all black Slimline Shadow™ heater and trim (see page 13).

CONTROLLERS

PART NUMBER	MODEL
14-4200	Single 240V Input Regulator w/ SS Wall Plate + Box
14-4300	Single Duplex/Stack Switch w/ SS Wall Plate + Box
30-4032	1 Zone Remote Analog Control
30-4033	2 Zone Remote Analog Control
30-4034	3 Zone Remote Analog Control
30-4035	4 Zone Remote Analog Control
30-4045	1 Zone Analog Control w/ Digital Timer
30-4046	2 Zone Analog Control w/ Digital Timer
30-4047	3 Zone Analog Control w/ Digital Timer

MAIN CONTROL PANELS

PART NUMBER	MODEL
30-4051	1 Relay Control Panel
30-4052	2 Relay Control Panel
30-4053	3 Relay Control Panel
30-4054	4 Relay Control Panel
30-4055	5 Relay Control Panel
30-4056	6 Relay Control Panel
30-4061	1 Relay Home Management Control
30-4062	2 Relay Home Management Control
30-4063	3 Relay Home Management Control
30-4064	4 Relay Home Management Control
30-4065	5 Relay Home Management Control
30-4066	6 Relay Home Management Control

POLE MOUNTS

PART NUMBER	MODEL	FITS HEATER SIZE
22-1250	W-39 Pole Mount	39"
22-1255	W-61 Pole Mount	61 1/4"

FLUSH MOUNT FRAMES

PART NUMBER	MODEL	FITS HEATER SIZE
18-2295	W-33 Flush Mount Frame	33"
18-2300	W-39 Flush Mount Frame	39"
18-2305	W-61 Flush Mount Frame	61 1/4"

POPULAR VALUE CONTROLS



14-4305
Double Duplex/Stack



14-4205
Double Input Regulators



14-4320
Single Duplex/Stack Surface Mount with Waterproof Cover



14-4225
Double Input Regulators Surface Mount with Waterproof Cover

INFRATECH
COMFORT

15700 South Figueroa Street | Gardena, CA 90248
TEL 800-421-9455 or 310-354-1250 FAX 310-523-3674



PROUDLY MADE IN USA | 2-YEAR WARRANTY



FIND OUT MORE ABOUT
THE SOLUTION THAT'S
RIGHT FOR YOU.

COMFORT 2015