

The **PERMA**Cast® Column Collection

- Weather Proof
- Insect Proof
- Load Bearing
- Low Maintenance

- Ready to Prime and Paint
- Limited Lifetime Warranty
- Custom Fluting Available



24" Round PermaCast® Columns with
Roman Corinthian Capitals

Architectural Accuracy

In the first century B.C., Vitruvius, a Roman architect and engineer, wrote what has become the most influential work on classic form. In it, he elaborates on the discovery by the ancient Greeks of entasis, a gradual tapering of the upper two-thirds of the round column which offsets the undesirable illusion from eye level that the column shaft grows larger as it ascends. HB&G round columns hold true to this classic form.

HB&G PermaCast® Columns are available in round or square. The round columns are fluted, or plain, with or without the classic tapering of the upper two-thirds of the column. Square columns are available in a variety of styles as well, including plain or fluted, applied panel,

recessed panel, or the craftsman style column. The PermaCast® capitals and bases are made from durable low-maintenance materials, and like the columns, they maintain architectural authenticity and historical accuracy.



Round Plain
(page 8)

Round Fluted
(page 8)

Round No-Taper
(page 9)

Square Fluted
(page 10)

Square
Recessed Panel
(page 11)

Square
Applied Panel
(page 10)

Plain Square
(page 10)

Craftsman
(page 12)



Tuscan Cap (Round)



Tuscan Cap (Square)



Doric Cap (Round)



Colonial Cap
(Round)



Attic Base
(Round)



Crown Cap or Base



Tuscan Base Poly/Fiberglass
(Round)



Tuscan Base (Square)



Doric Base (Round)



Colonial Base (Round)



Attic Base (Square)



PermaTuff™ Tuscan Base



Roman Ionic



Greek Ionic



Temple of the Winds



Roman Corinthian



Scamozzi



Roman Ionic (Square)



Greek Ionic (Square)



Temple of the Winds (Square)



Roman Corinthian (Square)



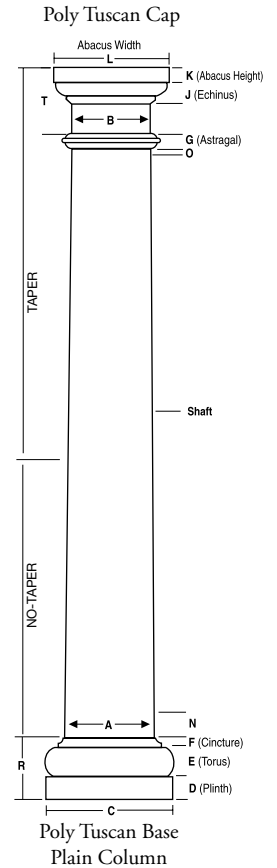
Scamozzi (Square)

Round **PERMA**Cast® Columns

ROUND PERMACAST® COLUMN DIMENSIONS (IN INCHES)*

| COL. SIZE | A | B | C | D | E | F | G | J | K | L | O | N | R | T | LENGTH AVAIL. (ft) |
|-----------|--------------------|---------------------|--------------------|--------------------|--------------------|--------------------|--------------------|-------------------|--------------------|---------------------|-------------------|--------------------|---------------------|---------------------|-------------------------------|
| 6" | 5 $\frac{5}{8}$ " | 4 $\frac{3}{8}$ " | 9" | 1 $\frac{1}{16}$ " | 1 $\frac{1}{16}$ " | $\frac{3}{16}$ " | $\frac{3}{4}$ " | 1 $\frac{1}{4}$ " | 1 $\frac{3}{8}$ " | 8" | 1" | 6 $\frac{1}{4}$ " | 3 $\frac{1}{16}$ " | 4 $\frac{7}{16}$ " | 4,6,8 |
| 8" | 7 $\frac{7}{8}$ " | 6 $\frac{1}{4}$ " | 10 $\frac{1}{2}$ " | 1 $\frac{3}{8}$ " | 1 $\frac{3}{4}$ " | $\frac{3}{4}$ " | $\frac{3}{4}$ " | 1 $\frac{1}{4}$ " | 1 $\frac{1}{2}$ " | 9 $\frac{1}{4}$ " | $\frac{1}{2}$ " | 2 $\frac{1}{4}$ " | 4 $\frac{3}{8}$ " | 4 $\frac{1}{2}$ " | 5,6,8,10 |
| 10" | 9 $\frac{5}{8}$ " | 8 $\frac{5}{8}$ " | 13 $\frac{3}{8}$ " | 2 $\frac{1}{8}$ " | 2 $\frac{1}{8}$ " | $\frac{3}{4}$ " | $\frac{3}{4}$ " | 1 $\frac{1}{4}$ " | 1 $\frac{1}{4}$ " | 11 $\frac{1}{4}$ " | $\frac{5}{8}$ " | 2 $\frac{1}{4}$ " | 5 $\frac{1}{4}$ " | 5" | 6,8,9,10,12 |
| 12" | 11 $\frac{3}{8}$ " | 9 $\frac{3}{8}$ " | 16 $\frac{1}{2}$ " | 2 $\frac{3}{8}$ " | 2 $\frac{3}{8}$ " | $\frac{7}{8}$ " | 1 $\frac{3}{16}$ " | 1 $\frac{1}{4}$ " | 2 $\frac{1}{4}$ " | 13 $\frac{3}{4}$ " | $\frac{3}{4}$ " | 2 $\frac{3}{8}$ " | 6 $\frac{1}{8}$ " | 5 $\frac{3}{4}$ " | 6,8,9,10,12,14,16,18 |
| 14" | 13 $\frac{3}{8}$ " | 11 $\frac{3}{8}$ " | 19 $\frac{1}{2}$ " | 3 $\frac{3}{8}$ " | 3 $\frac{3}{8}$ " | 1 $\frac{1}{8}$ " | $\frac{7}{8}$ " | 2" | 2 $\frac{7}{8}$ " | 17" | $\frac{7}{8}$ " | 2 $\frac{3}{8}$ " | 7 $\frac{3}{8}$ " | 7" | 8,9,10,12,14,16,18,20 |
| 16" | 15 $\frac{3}{4}$ " | 13 $\frac{3}{8}$ " | 22 $\frac{3}{8}$ " | 4" | 3 $\frac{1}{2}$ " | 1 $\frac{1}{8}$ " | 1" | 2 $\frac{1}{4}$ " | 3" | 19 $\frac{3}{4}$ " | 1" | 3" | 8 $\frac{3}{8}$ " | 8" | 10,12,14,16,18,20,22,24,26 |
| 18" | 17 $\frac{1}{2}$ " | 15 $\frac{3}{8}$ " | 24 $\frac{3}{8}$ " | 4" | 4" | 1 $\frac{1}{8}$ " | 1 $\frac{1}{8}$ " | 2 $\frac{3}{4}$ " | 3 $\frac{3}{8}$ " | 22 $\frac{3}{8}$ " | 1 $\frac{1}{2}$ " | 10 $\frac{3}{4}$ " | 9 $\frac{3}{8}$ " | 8 $\frac{3}{4}$ " | 10,12,14,16,18,20,22,24,26 |
| 20" | 19 $\frac{1}{2}$ " | 17 $\frac{1}{16}$ " | 27" | 4 $\frac{1}{4}$ " | 4 $\frac{1}{2}$ " | 2" | 1 $\frac{1}{16}$ " | 2 $\frac{3}{8}$ " | 3 $\frac{3}{8}$ " | 24 $\frac{1}{16}$ " | 1 $\frac{1}{2}$ " | 10 $\frac{3}{4}$ " | 11 $\frac{1}{4}$ " | 9" | 10,12,14,16,18,20,22,24 |
| 22" | 21 $\frac{3}{8}$ " | 19 $\frac{1}{4}$ " | 30 $\frac{1}{4}$ " | 5 $\frac{3}{8}$ " | 4 $\frac{7}{8}$ " | 2" | 1 $\frac{1}{8}$ " | 3" | 3 $\frac{3}{4}$ " | 27 $\frac{1}{2}$ " | 1 $\frac{1}{2}$ " | 10 $\frac{3}{4}$ " | 12 $\frac{1}{4}$ " | 10 $\frac{1}{4}$ " | 16,18,20,22,24,26 |
| 24" | 23 $\frac{3}{8}$ " | 21 $\frac{1}{4}$ " | 33 $\frac{1}{2}$ " | 5 $\frac{7}{8}$ " | 5 $\frac{1}{4}$ " | 2 $\frac{3}{16}$ " | 2 $\frac{3}{16}$ " | 3 $\frac{1}{2}$ " | 4 $\frac{1}{16}$ " | 30 $\frac{1}{2}$ " | 1 $\frac{1}{2}$ " | 10 $\frac{3}{4}$ " | 13 $\frac{3}{16}$ " | 11 $\frac{1}{16}$ " | 12,14,16,18,20,22,24,26,28,30 |
| 28" | 28" | 24 $\frac{3}{8}$ " | 38" | 6 $\frac{1}{4}$ " | 6" | 2 $\frac{1}{4}$ " | 2 $\frac{1}{8}$ " | 3 $\frac{1}{4}$ " | 4 $\frac{1}{4}$ " | 33 $\frac{3}{4}$ " | 1 $\frac{1}{2}$ " | 10 $\frac{3}{4}$ " | 15 $\frac{1}{2}$ " | 11 $\frac{3}{4}$ " | 20,22,24,26,28 |
| 30" | 29 $\frac{3}{8}$ " | 26 $\frac{1}{2}$ " | 41 $\frac{1}{8}$ " | 6 $\frac{1}{2}$ " | 5 $\frac{7}{8}$ " | 2 $\frac{1}{2}$ " | 3 $\frac{1}{16}$ " | 4" | 4 $\frac{3}{8}$ " | 38 $\frac{1}{4}$ " | 1 $\frac{1}{2}$ " | 10 $\frac{3}{4}$ " | 14 $\frac{3}{8}$ " | 14 $\frac{3}{8}$ " | 20,22,24,26,28,30 |

*There may be a variance of up to 1/4" in all dimensions. Fluted columns available in all diameters. See page 14 for Parallel dimensions. See page 16 for Ornamental Capital dimensions. Standard Fluted Column (Fluted in mold)



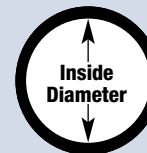
ROUND & SQUARE PERMACAST® LOAD BEARING SPECIFICATIONS

Split columns are not load bearing.

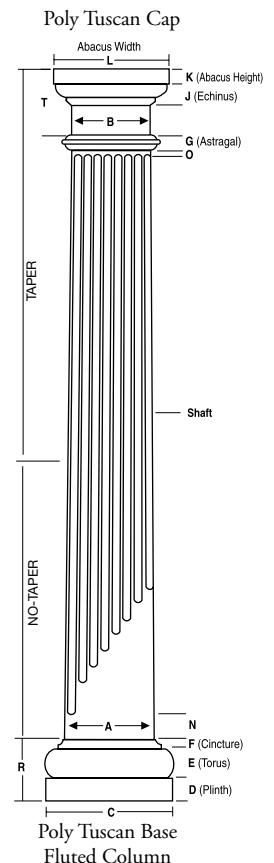
| COLUMN DIAMETER | STRUCTURAL LOAD |
|-----------------|-----------------|
| 6" | 8,000 lbs. Max |
| 8" | 10,000 lbs. Max |
| 10" | 14,000 lbs. Max |
| 12" | 18,000 lbs. Max |
| 14" | 20,000 lbs. Max |
| 16" | 20,000 lbs. Max |
| 18" | 20,000 lbs. Max |
| 20" | 20,000 lbs. Max |
| 22" | 20,000 lbs. Max |
| 28" | 20,000 lbs. Max |
| 30" | 20,000 lbs. Max |

ROUND PERMACAST® INSIDE DIMENSIONS

Inside dimension may vary up to 1/8". Splitting a column will decrease inside dimension 1/8".



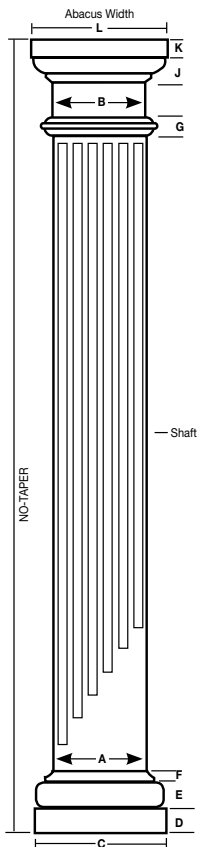
| COLUMN SIZE | TOP I.D. | BOT I.D. |
|-------------|--------------------|--------------------|
| 6" | 3 $\frac{3}{8}$ " | 4 $\frac{7}{8}$ " |
| 8" | 5 $\frac{1}{2}$ " | 6 $\frac{1}{8}$ " |
| 10" | 7 $\frac{1}{8}$ " | 8 $\frac{7}{8}$ " |
| 12" | 8 $\frac{5}{8}$ " | 10 $\frac{7}{8}$ " |
| 14" | 10 $\frac{7}{8}$ " | 12 $\frac{7}{8}$ " |
| 16" | 12 $\frac{7}{8}$ " | 15" |
| 18" | 14 $\frac{3}{8}$ " | 16 $\frac{3}{8}$ " |
| 20" | 16 $\frac{3}{8}$ " | 19" |
| 22" | 18 $\frac{1}{4}$ " | 20 $\frac{3}{8}$ " |
| 24" | 20 $\frac{1}{4}$ " | 22 $\frac{3}{8}$ " |
| 28" | 22" | 26 $\frac{1}{2}$ " |
| 30" | 25 $\frac{1}{4}$ " | 28 $\frac{3}{8}$ " |



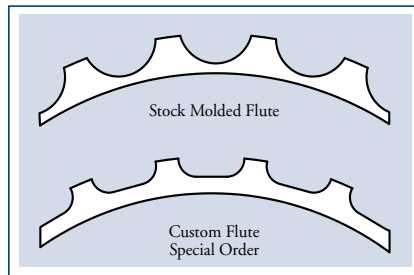
SPLIT COLUMN ASSEMBLY KITS

HB&G offers a split column assembly kit that utilizes a mechanical fastening system for easy and secure assembly. This kit can be purchased separately when ordering a factory split column or they can be ordered pre-installed on factory split columns. This kit is available on select sizes.

Fluted Round **PERMA**Cast® Columns



PermaCast® No-Taper column with Poly Tuscan cap and base



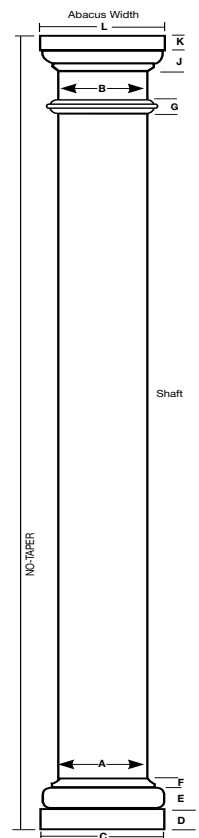
HB&G OFFERS TWO DISTINCTIVE TYPES OF FLUTES.

Stock Molded Flute: Available in diameters of 8" x 8' – 16" x 12' columns (See price guide for specific lengths available.) The stock molded flute is part of the manufacturing process and cannot be altered.

Custom Flute: The custom flute is milled after the column is manufactured and can be modified to your specific length. All round PermaCast® columns, 6" x 4' – 30" x 30', are available with an optional custom flute. (Call a customer service representative for pricing and lead times.) Adjusted Flutes available.



Round No-Taper **PERMA**Cast® Columns



PermaCast® Plain No-Taper column with Poly Tuscan cap and base


ROUND NO-TAPER PERMACAST® COLUMN DIMENSIONS (IN INCHES)

| Col. Size | A | B | C | D | E | F | G | J | K | L | Length Avail. (ft.) |
|-----------|----------------------------------|----------------------------------|----------------------------------|---------------------------------|---------------------------------|----------------------------------|-----------------------------------|---------------------------------|---------------------------------|------------------------------------|-------------------------|
| 8" | 7 ⁵ / ₈ " | 7 ⁵ / ₈ " | 10 ¹ / ₂ " | 1 ⁷ / ₈ " | 1 ³ / ₄ " | 3 ¹ / ₄ " | 3 ¹ / ₄ " | 1 ¹ / ₄ " | 1 ¹ / ₂ " | 10 ⁵ / ₈ " | 6,8,9,10 |
| 10" | 9 ⁵ / ₈ " | 9 ⁵ / ₈ " | 13 ¹ / ₈ " | 2 ³ / ₈ " | 2 ¹ / ₈ " | 3 ¹ / ₄ " | 3 ¹ / ₄ " | 1 ¹ / ₄ " | 1 ³ / ₄ " | 12 ¹³ / ₁₆ " | 6,8,9,10,12 |
| 12" | 11 ⁵ / ₈ " | 11 ⁵ / ₈ " | 16 ¹ / ₂ " | 2 ⁷ / ₈ " | 2 ³ / ₈ " | 7 ¹ / ₈ " | 13 ¹ / ₁₆ " | 1 ³ / ₄ " | 2" | 15 ⁷ / ₈ " | 6,8,9,10,12 |
| 14" | 13 ⁵ / ₈ " | 13 ⁵ / ₈ " | 19 ¹ / ₂ " | 3 ³ / ₈ " | 3 ¹ / ₈ " | 1 ¹ / ₈ " | 7 ¹ / ₈ " | 2 ¹ / ₄ " | 3" | 19 ¹ / ₈ " | 6,8,9,10,12,14 |
| 16" | 15 ³ / ₄ " | 15 ³ / ₄ " | 22 ¹ / ₈ " | 4" | 3 ¹ / ₂ " | 1 ¹ / ₈ " | 1" | 2 ¹ / ₄ " | 2 ³ / ₄ " | 22" | 6,8,9,10,12,14,16,18,20 |
| 18" | 17 ¹ / ₂ " | 17 ¹ / ₂ " | 24 ³ / ₈ " | 4" | 4" | 1 ³ / ₈ " | 1 ¹ / ₈ " | 2 ³ / ₄ " | 3 ¹ / ₈ " | 24 ⁵ / ₈ " | 6,8,9,10,12,14,16,18,20 |
| 24" | 24" | 24" | 33 ¹ / ₂ " | 5 ³ / ₄ " | 5 ¹ / ₄ " | 2 ³ / ₁₆ " | 2 ³ / ₁₆ " | 3 ¹ / ₂ " | 4 ¹ / ₈ " | 33 ³ / ₈ " | 8,10 |

Neck mould not included.

Flashing and Installation Kit not available with No-Taper Tuscan cap and base sets.

NECK MOULD FOR NO-TAPER COLUMN – SOLD SEPARATELY

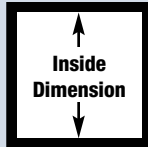


Square **PERMA**Cast® Columns

SQUARE PERMACAST® INSIDE DIMENSIONS

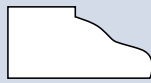
Inside dimensions may vary up to $\frac{1}{8}$ ".
Splitting a column will decrease inside dimension $\frac{1}{8}$ ".

| COL. SIZE | INSIDE |
|-----------|--------------------|
| 6" | 5 $\frac{1}{4}$ "* |
| 8" | 6 $\frac{7}{8}$ " |
| 10" | 9" |
| 12" | 11" |
| 14" | 12" |
| 16" | 14 $\frac{3}{4}$ " |




*Inside is Round

PANEL MOULDING FOR SQUARE PERMACAST®



Length: 8'
No. 54502
 $\frac{1}{2}$ " x 1"
Length: 10'
No. 54512



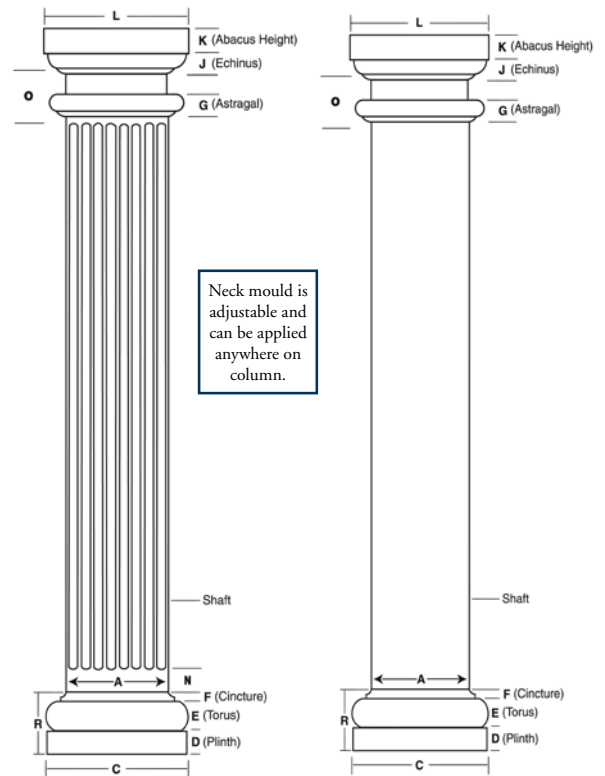
Length: 10'
No. 54503
1" x 1"



Length: 10'
No. 54504
 $\frac{3}{4}$ " x 1"



Length: 10'
No. 54505
 $\frac{3}{4}$ " x $\frac{15}{16}$ "



PermaCast® Square Column shown fluted with Poly Tuscan Cap and Base.

PermaCast® Square Column shown plain with Poly Tuscan Cap and Base.

SQUARE PERMACAST® COLUMN DIMENSIONS (In Inches)*

| Column Size | A | C | D | E | F | G | J | K | L | N | O | R | Lengths Available (ft.) |
|-------------|-----|---------------------|---------------------|--------------------|--------------------|-------------------|--------------------|---------------------|----------------------|-----|-------------------|--------------------|-------------------------|
| 6" | 6" | 9 $\frac{1}{8}$ " | 1 $\frac{1}{16}$ " | 1 $\frac{5}{16}$ " | $\frac{5}{16}$ " | 1" | 1 $\frac{1}{4}$ " | 1 $\frac{3}{8}$ " | 9 $\frac{1}{8}$ " | N/A | N/A | 3 $\frac{3}{16}$ " | 6,8,9,10 |
| 8" | 8" | 11 $\frac{1}{8}$ " | 1 $\frac{1}{8}$ " | 1 $\frac{1}{4}$ " | $\frac{5}{8}$ " | 1" | 1 $\frac{3}{8}$ " | 1 $\frac{3}{8}$ " | 10 $\frac{15}{16}$ " | 4" | 3 $\frac{1}{8}$ " | 4 $\frac{1}{4}$ " | 6,8,9,10,12 |
| 10" | 10" | 13 $\frac{1}{8}$ " | 2 $\frac{1}{4}$ " | 2 $\frac{3}{16}$ " | $\frac{3}{4}$ " | 1" | 1 $\frac{1}{4}$ " | 1 $\frac{13}{16}$ " | 12 $\frac{3}{4}$ " | 4" | 4 $\frac{1}{8}$ " | 5 $\frac{3}{16}$ " | 51",6,8,9,10,12,14,16 |
| 12" | 12" | 16 $\frac{1}{16}$ " | 2 $\frac{13}{16}$ " | 2 $\frac{3}{8}$ " | $\frac{7}{8}$ " | 1" | 1 $\frac{3}{4}$ " | 2 $\frac{1}{16}$ " | 16 $\frac{11}{16}$ " | N/A | N/A | 6 $\frac{1}{16}$ " | 8,9,10,12,14,16,18 |
| 14" | 14" | 19 $\frac{3}{8}$ " | 3 $\frac{1}{8}$ " | 2 $\frac{7}{8}$ " | 1 $\frac{1}{16}$ " | 1 $\frac{1}{8}$ " | 2 $\frac{1}{16}$ " | 2 $\frac{1}{2}$ " | 19 $\frac{1}{16}$ " | N/A | N/A | 7 $\frac{9}{16}$ " | 8,10,12 |
| 16" | 16" | 22 $\frac{1}{8}$ " | 3 $\frac{7}{8}$ " | 3 $\frac{3}{8}$ " | 1 $\frac{1}{8}$ " | 1 $\frac{1}{8}$ " | 2 $\frac{3}{8}$ " | 2 $\frac{3}{4}$ " | 21 $\frac{1}{2}$ " | N/A | N/A | 8 $\frac{3}{8}$ " | 8,10,12,14,16,18,20 |

☐ Fluted Square. *There may be a variance of up to $\frac{1}{4}$ " in all dimensions.
See page 16 for Ornamental Capital dimensions.

Versatility of Square Columns

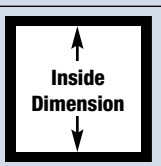
The design and versatility of an HB&G square column has enhanced its popularity with today's architects. The HB&G Square PermaCast® column lineup includes plain, recessed panel, and fluted styles. An unlimited combination of styles can be achieved by various uses of the panel moulding, neck moulding, and caps and bases. Additionally, the square column is not tapered and can be cut to any height without affecting the fit of the caps and bases.

Recessed Panel **PERMA**Cast® Columns

RECESSED PANEL INSIDE DIMENSION

Inside dimension may vary up to $\frac{1}{8}$ ".
Splitting a column will decrease inside dimension $\frac{1}{8}$ ".

| Col. Size | Inside |
|-----------|-------------------|
| 8" | 5 $\frac{5}{8}$ " |
| 10" | 7 $\frac{1}{2}$ " |
| 12" | 9 $\frac{1}{2}$ " |
| 14" | 11" |

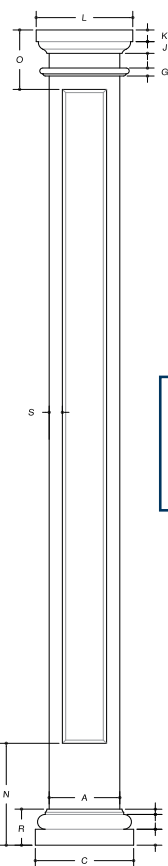


RECESSED PANEL LOAD BEARING SPECIFICATIONS

(SPLIT COLUMNS ARE NOT LOAD BEARING)

NOTE: Factory split recessed columns are not available.
HB&G does not recommend splitting recessed columns.

| Column Diameter | Structural Load |
|-----------------|-----------------|
| 8" | 10,000 |
| 10" | 14,000 |
| 12" | 18,000 |
| 14" | 20,000 |



Neck mould is adjustable and can be applied anywhere on column.

Square Column with Poly
Tuscan Cap and Base

SQUARE RECESSED PANEL PERMACAST® COLUMN DIMENSIONS (In Inches)*

| Column Size | A | C | D | E | F | G | J | K | L | N | O | R | S | Recess Depth | Lengths Available |
|-------------|-----|---------------------|--------------------|--------------------|--------------------|-------------------|--------------------|---------------------|----------------------|--------------------|--------------------|--------------------|-------------------|------------------|-------------------|
| 8" | 8" | 11 $\frac{1}{8}$ " | 1 $\frac{7}{8}$ " | 1 $\frac{3}{4}$ " | $\frac{5}{8}$ " | 1" | 1 $\frac{3}{8}$ " | 1 $\frac{3}{8}$ " | 10 $\frac{15}{16}$ " | 12" | 7" | 4 $\frac{1}{4}$ " | 1 $\frac{1}{2}$ " | $\frac{1}{2}$ " | 8,9,10 |
| 10" | 10" | 13 $\frac{1}{16}$ " | 2 $\frac{1}{4}$ " | 2 $\frac{3}{16}$ " | $\frac{3}{4}$ " | 1 $\frac{1}{4}$ " | 1 $\frac{1}{4}$ " | 1 $\frac{13}{16}$ " | 12 $\frac{3}{4}$ " | 14 $\frac{1}{2}$ " | 8 $\frac{1}{2}$ " | 5 $\frac{5}{16}$ " | 1 $\frac{1}{2}$ " | $\frac{1}{2}$ " | 8,9,10 |
| 12" | 12" | 16 $\frac{7}{16}$ " | 2 $\frac{3}{16}$ " | 2 $\frac{3}{8}$ " | $\frac{7}{8}$ " | 1 $\frac{1}{4}$ " | 1 $\frac{3}{4}$ " | 2 $\frac{1}{16}$ " | 16 $\frac{11}{16}$ " | 18" | 10 $\frac{1}{2}$ " | 6 $\frac{1}{4}$ " | 2 $\frac{1}{4}$ " | $\frac{3}{16}$ " | 8,9,10,12,14 |
| 14" | 14" | 19 $\frac{3}{8}$ " | 3 $\frac{5}{8}$ " | 2 $\frac{7}{8}$ " | 1 $\frac{1}{16}$ " | 1 $\frac{1}{8}$ " | 2 $\frac{1}{16}$ " | 2 $\frac{1}{2}$ " | 19 $\frac{1}{16}$ " | 21" | 12 $\frac{1}{4}$ " | 7 $\frac{7}{16}$ " | 2 $\frac{5}{8}$ " | $\frac{3}{4}$ " | 8,10,14 |

See page 16 for Ornamental Capital dimensions.



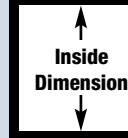
CRAFTSMAN

PERMACAST® COLUMN

CRAFTSMAN INSIDE DIMENSION

Inside dimension may vary up to 1/8".
Splitting a column will decrease inside dimension 1/8".

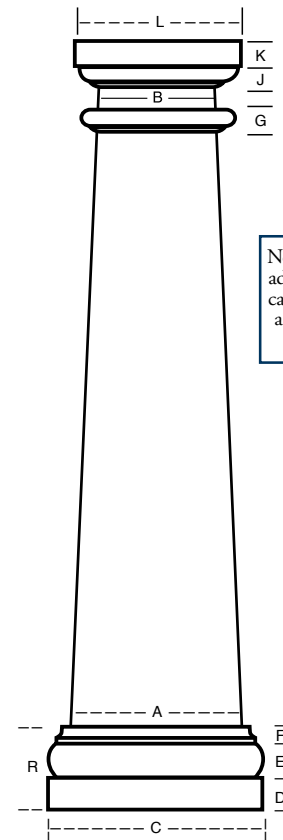
| Column Size | Top | Bottom |
|------------------|--------|--------|
| 10" x 5 1/2" | 4 1/2" | 9" |
| 10 1/4" x 7 1/2" | 6 1/2" | 9 1/4" |
| 12" x 10" | 9" | 11" |
| 14" x 12" | 11" | 13" |
| 16" x 9" | 8" | 15" |



CRAFTSMAN LOAD BEARING SPECIFICATIONS

(Split Columns are not load bearing.)

| Column Diameter | Structural Load |
|------------------|-----------------|
| 10" x 5 1/2" | 10,000 |
| 10 1/4" x 7 1/2" | 10,000 |
| 12" x 10" | 14,000 |
| 14" x 12" | 14,000 |
| 16" x 9" | 14,000 |



CRAFTSMAN COLUMN DIMENSIONS (IN INCHES)

| | A | B | C | D | E | F | G | J | K | L | R | LENGTH |
|------------------|---------|--------|----------|--------|--------|---------|----|--------|--------|---------|---------|---------|
| 10" x 5 1/2" | 10" | 5 1/2" | 13" | 2 1/2" | 2 3/8" | 1 1/16" | 1" | 1 3/8" | 1 3/8" | 9 5/8" | 5 7/8" | 66" |
| 10 1/4" x 7 1/2" | 10 1/4" | 7 1/2" | 13 1/2" | 2 3/8" | 2 1/4" | 3/4" | 1" | 1" | 1" | 10 1/4" | 5 3/8" | 7' |
| 12" x 10" | 12" | 10" | 16 9/16" | 2 1/2" | 2 1/2" | 1 1/16" | 1" | 1 3/8" | 1 3/8" | 12 3/4" | 6 1/16" | 6', 10' |
| 14" x 12"* | 14" | 12" | 18 3/4" | 3 3/8" | 3" | 1" | 1" | 1 3/8" | 2" | 17 1/8" | 7 3/8" | 9' |
| 16" x 9" | 16" | 9" | 18 3/4" | 2 1/2" | 2 1/2" | 1 1/16" | 1" | 1 3/8" | 1 3/8" | 13 1/4" | 6 1/16" | 58" |
| 16" x 9" | 16" | 9" | 19 1/16" | 2 1/2" | 2 1/2" | 1 1/16" | 1" | 1 3/8" | 1 3/8" | 13 1/4" | 6 1/16" | 6', 8' |

*Has 1/3" to 2/3" taper, neck mould is part of shaft and not applied. Flashing and Installation Kit is not available for Craftsman Columns with Poly Tuscan cap and base sets.



Painting Instructions

Painting instructions for round and square PermaCast® columns:

- Rinse
- Prime with high quality exterior latex primer or use an oil-based primer in accordance with paint manufacturer's instructions. A light coat of primer should be applied and allowed to cure fully.
- Paint evenly with several light coats over column with a high quality exterior latex or oil-base (if primer is used) in accordance with paint manufacturer's instructions.
- Do not paint PermaCast® columns using dark colors (dark colors are considered any color that falls within the L value of 56 to 0). L is a measure of lightness of an object and ranges from 0 (black) to 100 (white).


Fire Retardant

All HB&G PermaCast® columns are fire retardant. This feature has been tested by code certified laboratories to ensure its fire performance characteristics.

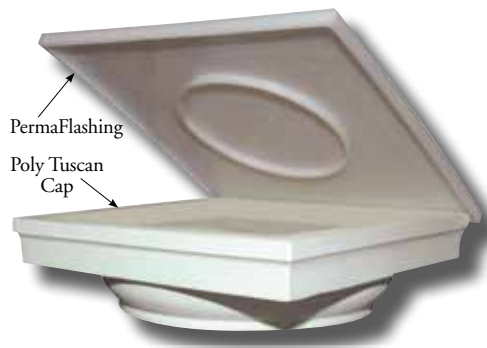
Tips

- ✓ When ordering an ornamental capital order the appropriate base for the column.
- ✓ Ornamental capitals for square PermaCast® slide over the shaft and do not use a plug. These ornamental capitals will not lengthen or shorten the height of the column.
- ✓ When installing an ornamental capital on fluted or recessed panel, square columns, the capital slides over the shaft. The taller capitals will cover the flutes and require additional caulking to finish.
- ✓ Verify exact opening measurement prior to ordering column length.
- ✓ When installing a PermaCast® column, verify concentric loading of column. 100% of bottom must contact substrate and 75% of top must contact soffit.
- ✓ When attaching hand rails or corner iron to PermaCast® columns, holes must be pre-drilled before applying screws.
- ✓ When ordering panel moulding for square PermaCast® columns, make sure to order enough for four sides of the column.
- ✓ Split columns are left partially intact. Cut with masonry or carbide tip blade.
- ✓ Custom split columns, caps, and bases are nonrefundable.

Splitting Options



HB&G's number one goal is finding ways that we can save you time and make your life easier.



PermaCast® PermaFlashing and Installation Kit

The PermaCast® flashing and installation kit is available in selected Tuscan cap and base sets.*

This innovation will not only save time but will keep the elements out of the column and secure the top and bottom of the column.

*Not available in Tuscan cap and base sets for Craftsman, No-taper, PermaLite®, and Wood columns.



Round PermaCast® Porch Installation Bracket

The HB&G Porch Installation Bracket includes the bracket and all required hardware. The bracket fits 20" - 30" Plain Round PermaCast® Columns and will secure a 2nd story porch to our PermaCast® Columns. Three brackets are required for each column.



PARALLEL DIMENSIONS

| Column Size | Parallel Dim. | Column Size | Parallel Dim. |
|-------------|---------------|-------------|---------------|
| 6x4 | 0" | 18x18 | 60" |
| 6x6 | 8" | 18x20 | 84" |
| 6x8 | 32" | 18x22 | 49" |
| 8x5 | 12" | 18x24 | 73" |
| 8x6 | 24" | 18x26 | 97" |
| 8x8 | 32" | 20x10 | 0" |
| 8x9 | 28" | 20x12 | 0" |
| 8x10 | 40" | 20x14 | 0" |
| 10x6 | 8" | 20x16 | 4" |
| 10x8 | 32" | 20x18 | 28" |
| 10x9 | 28" | 20x20 | 52" |
| 10x10 | 40" | 20x22 | 76" |
| 10x12 | 48" | 20x24 | 100" |
| 12x6 | 8" | 22x16 | 45" |
| 12x8 | 32" | 22x18 | 69" |
| 12x9 | 8" | 22x20 | 93" |
| 12x10 | 32" | 22x22 | 53" |
| 12x12 | 48" | 22x24 | 77" |
| 12x14 | 59" | 22x26 | 101" |
| 12x16 | 40" | 24x12 | 21" |
| 12x18 | 73" | 24x14 | 45" |
| 14x8 | 32" | 24x16 | 69" |
| 14x9 | 12" | 24x18 | 93" |
| 14x10 | 24" | 24x20 | 75" |
| 14x12 | 48" | 24x22 | 99" |
| 14x14 | 27" | 24x24 | 123" |
| 14x16 | 51" | 24x26 | 77" |
| 14x18 | 75" | 24x28 | 101" |
| 16x8 | 16" | 24x30 | 125" |
| 16x10 | 40" | 28x20 | 20" |
| 16x12 | 29" | 28x22 | 44" |
| 16x14 | 53" | 28x24 | 68" |
| 16x16 | 36" | 28x26 | 92" |
| 16x18 | 60" | 28x28 | 116" |
| 16x20 | 84" | 30x20 | 56" |
| 18x8 | 0" | 30x22 | 80" |
| 18x10 | 16" | 30x24 | 140" |
| 18x12 | 40" | 30x26 | 75" |
| 18x14 | 48" | 30x28 | 99" |
| 18x16 | 36" | 30x30 | 123" |

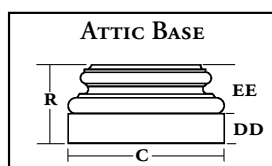
| Column Size | Bottom Diameter |
|-------------|------------------------------------|
| 6x4 | 5 ³ / ₈ " |
| 18x8 | 17 ¹ / ₄ " |
| 20x10 | 18 ¹¹ / ₁₆ " |
| 20x12 | 18 ⁵ / ₁₆ " |
| 20x14 | 19 ¹ / ₄ " |

PERMA Capitals and Bases

Choosing the right cap and base for your columns is as important as the selection of the column itself. The right cap and base can define the style of the front porch and create an atmosphere that complements your lifestyle. The cap and base options offered by HB&G are shown on page 7. Please refer to the following data that corresponds with your cap and base selection to ensure that you end up with the products that work best for you. Our polyurethane caps and bases are PermaPrimed.

CAPITAL AND BASE OPTIONS

Capitals and bases for PermaCast® columns are made of polyurethane and are decorative. The shaft fits through the center of the capital and base and does not alter the height of the shaft. Ornamental capitals for round PermaCast® columns will alter the height of the shaft.

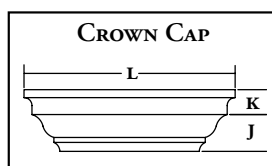


TUSCAN CAP AND BASES

The Tuscan style is standard and best complements the PermaCast® column. The Tuscan is available for all round and square shafts. For dimension see pages 8, 9, 10, and 16.

ORNAMENTAL CAPITAL

Five styles of ornamental capitals are available for all round and square shafts. Using an ornamental capital with a round PermaCast® shaft will alter the height of the shaft. Ornamental capitals do not alter the height of the shaft when used on a square PermaCast® Column.



ATTIC BASE


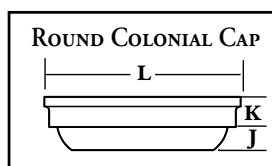
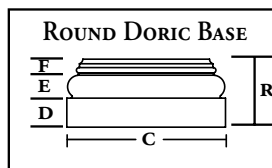
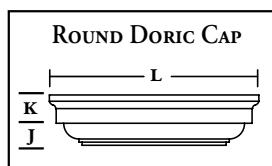
Attic Bases are used for a more ornate look and come in 1 or 2 pieces depending on their size.

COLONIAL CAP AND BASE

Referred to as our low profile capital and base, the Colonial is approximately 1/2 the size of the Tuscan. It does not provide architecturally correct dimensions and should only be used when aesthetics are not a priority. Only available for ROUND PermaCast® shafts 6" - 12".

FIBERGLASS BASE

The fiberglass base is manufactured from the same materials as the shaft and is available for Round PermaCast® shafts 8" - 14" only. It is designed to be used in high traffic areas.



DIMENSIONS OF ATTIC BASE FOR ROUND AND SQUARE COLUMNS

| COLUMN SIZE | ROUND ATTIC | | | | COLUMN SIZE | SQUARE ATTIC | | | |
|-------------|-----------------------------------|---------------------------------|----------------------------------|----------------------------------|-------------|----------------------------------|---------------------------------|---------------------------------|----------------------------------|
| | C | DD | EE | R | | C | DD | EE | R |
| 6" | 8 ³ / ₁₆ " | 1 ³ / ₈ " | 2 ³ / ₄ " | 4 ¹ / ₈ " | 6" | 8 ⁷ / ₁₆ " | 1 ³ / ₈ " | 2 ⁷ / ₈ " | 4 ¹ / ₄ " |
| 8" | 10 ³ / ₈ " | 1 ⁷ / ₈ " | 3 ¹ / ₄ " | 5 ¹ / ₈ " | 8" | 11" | 1 ⁷ / ₈ " | 3 ¹ / ₄ " | 5 ¹ / ₈ " |
| 10" | 13" | 2 ¹ / ₂ " | 3 ⁷ / ₈ " | 6 ³ / ₈ " | 10" | 13 ³ / ₈ " | 2 ³ / ₄ " | 4" | 6 ³ / ₈ " |
| 12" | 16 ³ / ₈ " | 3" | 4 ¹ / ₂ " | 7 ¹ / ₂ " | 12" | 17" | 2 ³ / ₄ " | 4 ¹ / ₂ " | 7 ¹ / ₄ " |
| 14" | 19 ¹ / ₄ " | 3 ³ / ₈ " | 5 ³ / ₈ " | 8 ³ / ₄ " | N/A | N/A | N/A | N/A | N/A |
| 16" | 21 ¹ / ₄ " | 4" | 6 ¹ / ₂ " | 10 ¹ / ₂ " | 16" | 22 ³ / ₈ " | 4" | 6 ³ / ₈ " | 10 ³ / ₈ " |
| 18" | 25" | 4 ³ / ₈ " | 7 ¹ / ₄ " | 11 ³ / ₈ " | N/A | N/A | N/A | N/A | N/A |
| 20" | 27 ¹ / ₁₆ " | 4 ⁷ / ₈ " | 8 ¹ / ₄ " | 13 ¹ / ₈ " | N/A | N/A | N/A | N/A | N/A |
| 22" | 30 ¹ / ₄ " | 5 ³ / ₈ " | 9 ¹ / ₄ " | 14 ³ / ₈ " | N/A | N/A | N/A | N/A | N/A |
| 24" | 33 ¹ / ₂ " | 6" | 10 ¹ / ₄ " | 16 ¹ / ₄ " | N/A | N/A | N/A | N/A | N/A |
| 28" | 38" | 6 ³ / ₄ " | 11 ³ / ₈ " | 18 ¹ / ₈ " | N/A | N/A | N/A | N/A | N/A |
| 30" | 41 ¹ / ₄ " | 6 ¹ / ₂ " | 11 ¹ / ₄ " | 17 ³ / ₄ " | N/A | N/A | N/A | N/A | N/A |

CROWN CAP FOR SQUARE COLUMN DIMENSIONS

| Column Size | K | J | L |
|-------------|----------------------------------|----------------------------------|---------|
| 6" | 1 ⁹ / ₁₆ " | 2 ⁵ / ₁₆ " | 11 1/4" |
| 8" | 1 ⁹ / ₁₆ " | 2 ⁵ / ₁₆ " | 13 1/4" |
| 10" | 1 ⁹ / ₁₆ " | 2 ⁵ / ₁₆ " | 15 1/4" |
| 12" | 1 ⁹ / ₁₆ " | 2 ⁵ / ₁₆ " | 17 1/4" |

DORIC CAP AND BASE DIMENSIONS

| Column Size | C | D | E | F | J | K | L | R |
|-------------|------------------------------------|-----------------------------------|----------------------------------|----------------------------------|-----------------------------------|-----------------------------------|----------------------------------|-----------------------------------|
| 8" | 10 ³ / ₈ " | 1 ⁷ / ₈ " | 1 ⁵ / ₈ " | 7 ⁷ / ₈ " | 1" | 1 ³ / ₈ " | 10" | 4 ⁷ / ₁₆ " |
| 10" | 12 ¹⁵ / ₁₆ " | 2 ³ / ₈ " | 2 ¹ / ₁₆ " | 1 ¹ / ₈ " | 1 ⁵ / ₁₆ " | 1 ¹¹ / ₁₆ " | 12 ¹ / ₂ " | 5 ⁹ / ₁₆ " |
| 12" | 15 ¹ / ₂ " | 2 ⁷ / ₈ " | 2 ¹ / ₂ " | 1 ³ / ₈ " | 1 ⁹ / ₁₆ " | 2" | 15" | 6 ¹¹ / ₁₆ " |
| 14" | 18 ¹ / ₈ " | 3 ¹⁵ / ₁₆ " | 2 ⁷ / ₈ " | 1 ⁹ / ₁₆ " | 1 ¹³ / ₁₆ " | 2 ³ / ₈ " | 17 ¹ / ₂ " | 7 ¹³ / ₁₆ " |
| 16" | 20 ⁷ / ₈ " | 3 ³ / ₄ " | 3" | 2 ¹ / ₄ " | 1 ⁹ / ₁₆ " | 2 ¹ / ₄ " | 20 ¹ / ₂ " | 9" |
| 18" | 23 ¹ / ₄ " | 4" | 3 ¹ / ₂ " | 2 ¹ / ₂ " | 1 ³ / ₄ " | 3" | 23 ¹ / ₈ " | 10" |

COLONIAL CAP AND BASE DIMENSIONS*

| Col. Size | C | D | E | F | J | K | L | R |
|-----------|-----------------------------------|---------------------------------|----------------------------------|---------------------------------|----------------------------------|---------------------------------|-----------------------------------|--------|
| 6" | 7 ¹ / ₄ " | 1 ³ / ₈ " | 1 ¹ / ₄ " | 1 ¹ / ₄ " | 1" | 1 ¹ / ₄ " | 7" | 2 7/8" |
| 8" | 9 ¹ / ₈ " | 1 ¹ / ₂ " | 1 ⁵ / ₁₆ " | 1 ¹ / ₄ " | 1 ¹ / ₁₆ " | 1 ³ / ₈ " | 9" | 3" |
| 10" | 11 ³ / ₁₆ " | 1 ¹ / ₂ " | 1 ¹ / ₄ " | 1 ¹ / ₄ " | 1 ¹ / ₁₆ " | 1 ³ / ₈ " | 10 ⁹ / ₁₆ " | 3" |
| 12" | 13 ¹ / ₈ " | 1 ¹ / ₂ " | 1 ¹ / ₄ " | 1 ¹ / ₄ " | 1 ¹ / ₁₆ " | 1 ³ / ₈ " | 12" | 3" |

*Low profile option.

CAPITAL DIMENSIONS FOR ROUND AND SQUARE COLUMNS (IN INCHES)

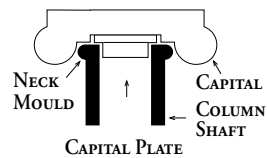
| Size of Columns (Diameter at bottom of shaft) | | 6" | | 8" | | 10" | | 12" | | 14" | | 16" | | 18" | 20" | 22" | 24" | 28" | 30" |
|--|----------------------------|-------|----------------------------------|-----------------------------------|------------------------------------|------------------------------------|------------------------------------|------------------------------------|----------------------------------|------------------------------------|------------------------------------|-----------------------------------|-----------------------------------|-----------------------------------|-----------------------------------|----------------------------------|----------------------------------|----------------------------------|-------|
| | | ROUND | SQUARE | ROUND | SQUARE | ROUND | SQUARE | ROUND | SQUARE | ROUND | SQUARE | ROUND | SQUARE | ROUND | ROUND | ROUND | ROUND | ROUND | ROUND |
| Roman Ionic | Height | N/A | 3 ³ / ₁₆ " | 3 ³ / ₁₆ " | 4 ¹ / ₈ " | 4" | 4 ⁷ / ₈ " | 4 ⁵ / ₈ " | 6 ¹ / ₄ " | 5 ⁵ / ₈ " | 6 ³ / ₄ " | 8 ¹ / ₈ " | 9 1/2" | 9 ¹ / ₂ " | 9 ⁵ / ₁₆ " | 9 ⁷ / ₁₆ " | | | |
| | Abacus | | 10 ¹ / ₈ " | 8 ¹ / ₈ " | 11 ¹¹ / ₁₆ " | 10 ³ / ₄ " | 14 ³ / ₄ " | 12 ¹ / ₂ " | 16 ⁷ / ₈ " | 17 ¹ / ₈ " | 19 ¹³ / ₁₆ " | 26" | 25 ¹ / ₄ " | 25 ¹ / ₄ " | 25 ³ / ₁₆ " | 26 ³ / ₈ " | N/A | N/A | |
| | Projection | | 3 ¹ / ₄ " | 3 ¹ / ₈ " | 3" | 4 ¹ / ₈ " | 4 ¹ / ₈ " | 5" | 6 ¹ / ₄ " | 7 ¹ / ₈ " | 8" | 8 ¹ / ₂ " | 11 ¹ / ₄ " | 11 ¹ / ₄ " | 10" | 9 ⁷ / ₈ " | | | |
| | O/S to O/S Inside Dia.* | | 12 ¹ / ₈ " | 10 ¹ / ₂ " | 13 ⁵ / ₁₆ " | 13 ⁹ / ₁₆ " | 17 ¹ / ₄ " | 16 ¹ / ₂ " | 23 ¹ / ₈ " | 22 ⁹ / ₁₆ " | 24 ³ / ₈ " | 32 ¹ / ₈ " | 31 ³ / ₄ " | 31 ³ / ₄ " | 33" | 34" | | | |
| Greek Ionic | Height | N/A | 5 ¹ / ₂ " | 4 ¹ / ₈ " | 6 ¹ / ₄ " | 5 ⁵ / ₈ " | 6 ³ / ₄ " | 6 ⁷ / ₁₆ " | 9 ¹ / ₄ " | 7" | 10 ³ / ₈ " | 11" | 10 ⁵ / ₁₆ " | 11 ³ / ₈ " | 13 ⁷ / ₈ " | 13 ⁷ / ₈ " | | 19 ¹ / ₄ " | |
| | Abacus | | 11" | 7 ¹⁵ / ₁₆ " | 12 ⁵ / ₈ " | 10 ¹¹ / ₁₆ " | 16" | 14 ³ / ₈ " | 17 ³ / ₄ " | 15 ¹ / ₈ " | 22 ⁵ / ₈ " | 26 ⁵ / ₁₆ " | 22 ¹ / ₁₆ " | 25 ¹ / ₄ " | 29" | 29" | N/A | 42 ¹ / ₂ " | |
| | Projection | | 4 ³ / ₈ " | 3 ³ / ₈ " | 4 ⁷ / ₈ " | 5" | 5 ⁵ / ₈ " | 7 ¹ / ₂ " | 7 ¹ / ₄ " | 6 ¹ / ₂ " | 10 ¹ / ₄ " | 10 ¹ / ₄ " | 9 1/2" | 11 ¹ / ₄ " | 15 ¹ / ₂ " | 15 1/2" | | 19 ¹ / ₂ " | |
| | O/S to O/S Inside Dia.* | | 14 ¹ / ₂ " | 11 ⁷ / ₈ " | 17 ⁷ / ₁₆ " | 14 ¹⁵ / ₁₆ " | 20 ⁷ / ₈ " | 20 ¹¹ / ₁₆ " | 26 ⁷ / ₈ " | 20 ¹¹ / ₁₆ " | 29 ¹ / ₄ " | 36 ¹ / ₁₆ " | 29 ⁹ / ₈ " | 31 ³ / ₄ " | 43 ¹ / ₂ " | 43 ¹ / ₂ " | | 60 ³ / ₄ " | |
| Temple of the Winds | Height | N/A | 8 ⁷ / ₁₆ " | 8" | 11 ¹ / ₂ " | 10 ⁵ / ₁₆ " | 13 ⁷ / ₈ " | 11 ⁵ / ₈ " | 20 ¹ / ₂ " | 16 ¹ / ₄ " | 18 ¹ / ₄ " | 21 ⁵ / ₁₆ " | 21 ⁷ / ₈ " | 23" | 24 ¹ / ₈ " | 27 ⁷ / ₈ " | | | |
| | Abacus | | 12 ¹ / ₈ " | 11 ⁷ / ₈ " | 15 ¹ / ₂ " | 13 ⁷ / ₁₆ " | 21 ¹³ / ₁₆ " | 16 ⁷ / ₁₆ " | 25 ³ / ₄ " | 23 ¹ / ₄ " | 26" | 29 ⁵ / ₁₆ " | 28 ³ / ₈ " | 34 ³ / ₄ " | 35 ¹ / ₄ " | 37 ¹ / ₄ " | N/A | N/A | |
| | Projection | | 4 ³ / ₈ " | 5 ¹ / ₂ " | 5 ¹ / ₈ " | 6" | 8" | 7" | 9 ⁷ / ₈ " | 10 ¹ / ₈ " | 11 ¹ / ₈ " | 9 ¹ / ₄ " | 12" | 15 ¹ / ₂ " | 14 ⁷ / ₈ " | 16 ¹ / ₈ " | | | |
| | O/S to O/S Inside Dia.* | | 12 ¹ / ₈ " | 11 ⁷ / ₈ " | 15 ¹ / ₂ " | 13 ⁷ / ₁₆ " | 21 ¹³ / ₁₆ " | 16 ⁹ / ₁₆ " | 25 ³ / ₄ " | 23 ³ / ₈ " | 26" | 29 ⁵ / ₁₆ " | 28 ³ / ₈ " | 34 ³ / ₄ " | 35 ¹ / ₄ " | 37 ¹ / ₄ " | | | |
| Roman Corinthian | Height | N/A | 10 ³ / ₄ " | 8 ¹¹ / ₁₆ " | 13 ¹¹ / ₁₆ " | 11 ¹⁵ / ₁₆ " | 17 ³ / ₄ " | 14 ³ / ₁₆ " | 20 ¹ / ₈ " | 17 ⁷ / ₈ " | 22 ³ / ₁₆ " | 26 ¹ / ₂ " | 26 ¹ / ₁₆ " | 28 ⁷ / ₁₆ " | 31 ⁷ / ₈ " | 34 ¹ / ₄ " | | | |
| | Abacus | | 13 ¹ / ₄ " | 12 ¹ / ₁₆ " | 18" | 14 ³ / ₈ " | 22 ² / ₈ " | 18 ⁷ / ₈ " | 26 ¹ / ₄ " | 22 ³ / ₁₆ " | 32 ³ / ₈ " | 37 ¹ / ₂ " | 38 ⁷ / ₈ " | 41 ³ / ₈ " | 40 ¹ / ₄ " | 45 ¹ / ₄ " | N/A | N/A | |
| | Projection | | 4 ¹ / ₄ " | 4 ¹ / ₄ " | 6" | 6 ¹ / ₄ " | 7 ⁷ / ₈ " | 8 ¹ / ₄ " | 8 ⁷ / ₈ " | 8 ⁷ / ₈ " | 14 ¹ / ₄ " | 13 ³ / ₈ " | 17 ¹ / ₂ " | 16 ³ / ₄ " | 16" | 17 ¹ / ₂ " | | | |
| | O/S to O/S Inside Dia.* | | 13 ¹ / ₄ " | 12 ¹ / ₁₆ " | 18" | 14 ³ / ₈ " | 22 ² / ₈ " | 18 ⁷ / ₈ " | 26 ¹ / ₄ " | 22 ³ / ₁₆ " | 32 ³ / ₈ " | 37 ¹ / ₂ " | 38 ⁷ / ₈ " | 41 ³ / ₈ " | 40 ¹ / ₄ " | 45 ¹ / ₄ " | | | |
| Samsazai | Height | N/A | 3 ¹ / ₄ " | 3 ³ / ₈ " | 5" | 4 ¹ / ₈ " | 5 ⁵ / ₁₆ " | 5 ¹ / ₁₆ " | 6 ¹ / ₂ " | 5 ³ / ₄ " | 7 ¹ / ₁₆ " | 8 ⁵ / ₁₆ " | 8 ³ / ₄ " | 8 ⁵ / ₈ " | 10 ³ / ₄ " | 11 ¹ / ₂ " | 12 ¹ / ₄ " | 15 ¹ / ₄ " | |
| | Abacus | | 11 ¹ / ₄ " | 9 ⁷ / ₈ " | 16 ³ / ₁₆ " | 14 ¹ / ₄ " | 17 ⁷ / ₈ " | 16 ⁵ / ₈ " | 20 ⁷ / ₈ " | 18 ¹ / ₄ " | 23 ³ / ₄ " | 26" | 28 ⁵ / ₈ " | 28 ¹ / ₂ " | 32" | 36" | 38 ³ / ₄ " | 46 ¹ / ₄ " | |
| | Projection | | 3 ³ / ₈ " | 3 ³ / ₈ " | 5 ¹ / ₈ " | 5 ³ / ₈ " | 5 ⁵ / ₈ " | 6" | 5 ¹ / ₄ " | 6 ³ / ₈ " | 8 ³ / ₄ " | 5 ¹ / ₄ " | 10 ¹ / ₄ " | 10 ¹ / ₄ " | 10 ¹ / ₈ " | 12 ¹ / ₂ " | 13 ³ / ₄ " | 16 ¹ / ₈ " | |
| | O/S to O/S Inside Dia.* | | 11 ³ / ₈ " | 10" | 16 ³ / ₁₆ " | 14 ¹ / ₄ " | 18 ¹ / ₁₆ " | 16 ⁵ / ₈ " | 20 ⁷ / ₈ " | 18 ⁵ / ₈ " | 23 ³ / ₄ " | 26" | 28 ⁵ / ₈ " | 28 ⁵ / ₈ " | 32" | 36" | 38 ¹ / ₂ " | 46 ¹ / ₄ " | |

*Inside Diameter

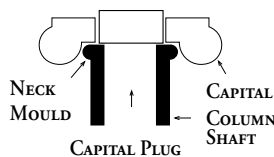
ORNAMENTAL CAPITALS FOR ROUND PERMACAST® COLUMNS

Adding a load bearing ornamental capital to a round PermaCast® column will lengthen or shorten the overall height of the column depending on the height of the capital. Subtract the "T" dimension (from the column dimensions chart) and add the height of the ornamental capital +/- 1/4" for overall column height.

8"-12" LOAD BEARING CAPITAL

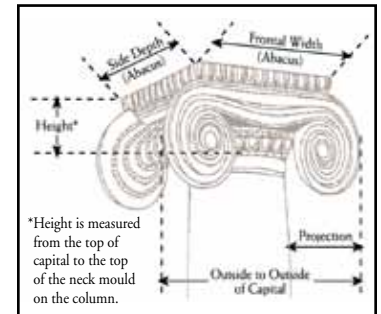
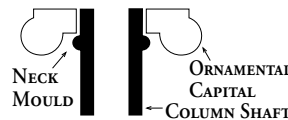


14"-30" NON LOAD BEARING CAPITAL WITH SEPARATE LOAD BEARING PLUG



ORNAMENTAL CAPITALS FOR SQUARE PERMACAST® COLUMNS

Adding an ornamental capital to a square PermaCast® column DOES NOT change the length of the column shaft. The ornamental capital simply slides over the shaft. Neck moulding can be applied or not.



*Height is measured from the top of capital to the top of the neck mould on the column.

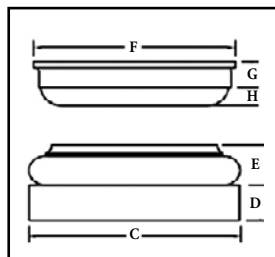
PermaTuff™ Base with Polyurethane Cap for HB&G Round Tapered PermaCast® Columns

Introducing the "NEW" PermaTuff™ base from HB&G. Finally a base that is durable and can stand up to the physical wear and tear of everyday life, while maintaining its beauty and remaining cost effective.

Available for round tapered PermaCast® columns in 8", 10", and 12" sizes. With its lightweight material, the PermaTuff™ base is easy to install and requires little to no maintenance.

FEATURES

- Insect and Weather Proof
- Low Maintenance
- Ready to Prime and Paint
- Limited Lifetime Warranty
- Optional PermaFlashing and Installation Kit Available
- Light Weight
- Rigid Tuscan Base
- Poly Tuscan Cap



TUSCAN PERMATUFF™ BASE AND POLY CAP DIMENSIONS

| Col. Size | C | D | E | F | G | H |
|-----------|---------|--------|--------|---------|--------|--------|
| 8" | 10-1/2" | 1-7/8" | 2-1/2" | 9-1/4" | 1-1/2" | 1-1/4" |
| 10" | 13-1/8" | 2-3/8" | 2-7/8" | 11-1/4" | 1-3/4" | 1-1/4" |
| 12" | 16-1/2" | 2-7/8" | 3-1/4" | 13-3/4" | 2-1/4" | 1-3/4" |