



# A Buyer's Guide to Patio Covers

*Everything you need to know to choose  
the right patio cover for your house*



There are a lot of benefits to covering your patio. Protecting your patio from harsh U/V light will increase its longevity in addition to protecting everything on it, from your BBQ to your patio furniture. A cover will give you a shady place to lounge on those hot days and will enhance the look of your patio – and add value to your home. Put simply, a patio cover is always a good idea. The following guide will help you determine the right type of patio cover for your backyard, whether it's a pre-cut kit, wood lattice, a canopy, sail cloth, aluminum, or a louvered cover.



## Patio Cover Kit: The Easy Option

The simple way to build a gorgeous patio cover is by purchasing a kit that includes all the materials cut to your specifications. The patio cover kit checks a lot of boxes for those looking to finish off their patios. It's a great choice for most, but others may find that custom building their own is the better option. It all depends on your needs. The more complexity desired in the patio cover design, the more customization will be required. The cleaner and simpler you want the patio cover, the more a pre-designed kit makes sense.

J&W Lumber's patio cover kits are custom for your particular project, not pre-packaged by a manufacturer. While the patio cover kit is often a great solution for homeowners, some may prefer building from their own design. Here are the pros and cons of purchasing a patio cover kit.

### PROS


#### *Simplicity*

All the materials and hardware are included, and the materials have been pre-cut to your measurements. The patio cover kit makes building your cover easy as you get all the materials you need cut to meet the specifications of your patio.


#### *Classic Design*

J&W's patio cover kits come in three classic styles – The Coronado, The Catalina and The Capistrano. Each design is a classic wood lattice construction and you have a variety of style options for the corbel and braces.


THE CORONADO



THE CATALINA



THE CAPISTRANO



## ***The Safe Bet***

Taking precise measurements and making precise cuts to your wood or other materials can be a time-consuming task. With the patio cover kit, that's all taken care of by lumber professionals so you have the materials you need to get started with the build.

## ***Variety***

Our wood patio cover kits fit just about any type of patio you can dream up and come in different sizes with different options for the type of lumber being used, including Redwood and Cedar.

## ***Affordable and Efficient***

Patio cover kits are cost-friendly and an efficient use of materials and time. Instead of spending hours measuring, cutting and re-measuring your materials, everything in your wood patio cover kit is packaged up for you. How long it takes to put together the patio cover kit will depend on your DIY know-how, how much help you have, and the time you are able to spend each day but a patio cover kit streamlines the build as all the materials are ready to go and you don't need to stop building to cut and measure.

## ***Custom Milling***

Whether it's the braces and corbels or the beams, we have the equipment the custom mill your materials to give you the look and feel you desire. Trying to custom mill your own materials requires time, money and equipment that most homeowners simply don't have.





## CONS

### *Design Limitations*

Patio cover kits come in classic styles that work perfectly for most people. However, if you are interested in a unique custom design, you'll need to design a cover yourself. Any design that requires pitched roofing or super-sized timbers is best left to a fully custom job.

### *Lack of Material Choices*


Patio cover kits are available in a few different types of wood, but if you're looking for hard to find materials or plan on installing a full roof complete with insulation, patio kits are not the best choice.

### *Pitched Roof*

The pitched roof as a patio cover is becoming increasingly popular among homeowners, but you won't be able to achieve a pitched roof with a kit. Pitched roofs require specific angled cuts and some complicated math that you won't find in a kit.

### *Not Truly Custom*

While J&W Lumber's patio cover kits are custom cut to your patio's measurements, they do not offer unique designs or cuts that will make your patio cover stand out in your neighborhood. However, J&W Lumber has a variety of materials to match almost any custom design. We can work with you to map out what you need.




## Wood Lattice: The Classic

The traditional wood lattice patio cover has been a staple for decades, with good reason. The wood lattice cover has a classic, rustic look that tends to better match the wood and style of your patio cover. Wood lattice also lets in sunlight while providing some level of protection. Whether you use custom decorative lattice or standard Redwood lattice panels, you can create a timeless look for your patio.

Patio covers with lattice tops are perfect for hanging a variety of plants to create a “living” roof. Certain species of succulents, and vining herbs – like orange or chocolate mint – can literally make your patio cover come alive.

## Canopy: The Game-Changer

Looking for a patio cover that will make your space look like a Miami Beach hotel? The Infinity Canopy is a unique, slide-on-wire canopy system that is ready to install out of the box. Its modular construction allows it to fit virtually any space, offering a versatile shade system that allows you to control the amount of sunlight you want for your patio at any given time. With beautiful, weather-proof mesh and canvas fabric, you get a patio cover that perfectly combines an elegant design with versatile functionality.



## Shade Cloth: The Yard Sail

Shade cloth is a simple, affordable and modern way to protect your patio from the mid-day sun. When your shade cloth gently flows in the breeze, it looks a bit like a sail flapping in the wind – hence its moniker “sail cloth.”

Generally made from canvas and/or polyester, shade cloths come in a variety of colors and sizes and are simple to install. While shade cloth doesn't really require ongoing maintenance, they will likely need to be replaced every few years.


## Aluminum: The Renaissance

Aluminum shade structures have been around for decades, but technological advances have turned aluminum into an affordable and functional option for patio covers. Aluminum is light, inexpensive and requires virtually no maintenance. It's also highly-effective in keeping out sun and moisture, as well as simple to install – aluminum sheets can be cut to your exact specifications and attached to your patio posts with relative ease.

Aluminum patio covers, like wood, come in predesigned kits and are ready to install right out of the box. You can go with the classic chrome look or paint it a color that matches your home's style. You can also opt for an Alumawood patio cover, which gives you the look of a wood structure but with the durability of metal. Alumawood gives you some choices in style as well – with a variety of pre-packaged designs and colors.

## Louver System: The New Kid on the Block

FLEX-Fence's louver system is technically designed for fencing, but its easily-customizable design allows you to create a patio cover in almost any design style you choose. And with a simple louver system, you'll be able to adjust the privacy slats to let in the exact amount of sun you desire. FLEX-Fence offers a variety of kits that include everything you need for installation, including hardware.



With so many options for patio covers, you should have no problem creating something that fits your style, your needs, and your budget.

## Ready to build a patio cover? J&W Lumber can help.

### **El Cajon**

430 S. Marshall Ave.  
El Cajon, CA 92020  
Phone: 619-442-0658  
Fax: 619-442-8749

### **Murrieta**

25217 Jefferson Ave  
Murrieta, CA 92562  
Phone: 951-698-0215  
Fax: 951-677-7687

### **Sorrento Valley**

11135 Sorrento Valley Rd.  
San Diego, CA 92121  
Phone: 858-452-0520  
Fax: 858-452-0506

### **Chula Vista**

3817 Main St.  
Chula Vista, CA 91911  
Phone: 619-585-3620  
Fax: 619-585-4746

### **San Marcos**

2709 S. Santa Fe Ave.  
San Marcos, CA 92069  
Phone: 760-727-1510  
Fax: 760-727-3557

### **Escondido/Corporate**

1179 W. Washington Ave  
Escondido, CA 92025  
Phone: 760-745-6800  
Fax: 760-747-1787

**Toll Free: 800-959-WOOD (9663)**

**[www.jwlumber.com](http://www.jwlumber.com)**

