

ROSEBURG FRAMING SYSTEM[®]

quality engineered wood products for today's builder[®]

RFPI[®] Joist • RIGIDLAM[®] LVL • RIGIDRIM[®] Rimboard

- **RFPI[®] Joists**

LVL Flange

Solid Sawn Flange

Multiple Series & Depths

- **RigidRim[®] OSB Rimboard**

- **RigidLam[®] LVL**

Headers & Beams

Studs & Columns

Stair Stringers

Rimboard

FSC Certified LVL Available



Why Builders Choose

Roseburg Engineered Wood Products

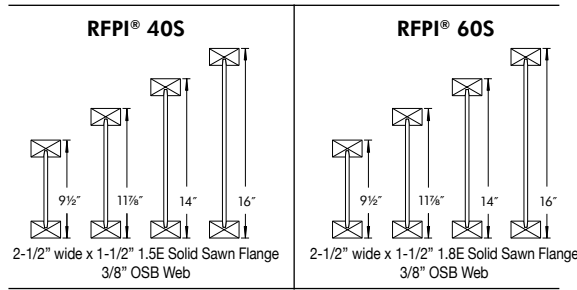
- ✓ Save time and money
- ✓ RFPI[®] Joists are consistent, straight and true
- ✓ RFPI[®] Joists provide a better target for nailing... no shiners
- ✓ No “up-charge” for longer lengths
- ✓ Build high quality homes
- ✓ Floors are level, stiff and true... no squeaks
- ✓ Build open floor plans
- ✓ Run HVAC & plumbing through the webs of RFPI[®] Joists when required
- ✓ Environmentally friendly products
- ✓ Manufactured to the industries highest standards
- ✓ Product & performance warranty


Roseburg
A Forest Products Company
www.Roseburg.com

The Roseburg Framing System®

The Roseburg Framing System® consists of: RFPI® Joists used in floor and roof construction; RigidLam® LVL which is used for headers, beams, columns, studs and stair stringers; and RigidRim® Rim Board. All of the components are engineered to the industry's highest standards to help contractors build solid, durable, and better performing framing systems compared to ordinary dimension lumber.

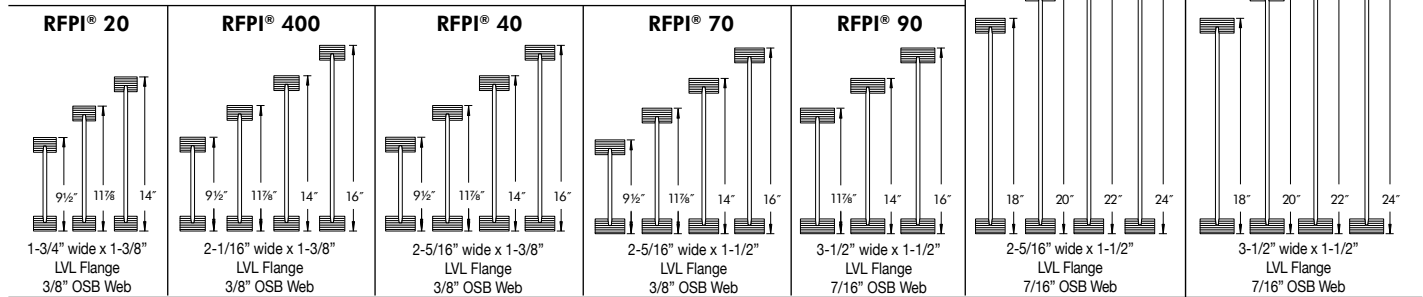
SOLID SAWN FLANGE RFPI® JOISTS



RIGIDRIM® RIM BOARD DESIGN PROPERTIES

	Thickness	Vertical Load (PLF)	Horizontal Load (PLF)	Post Load (Pounds)	Lag Screw (1/2") (Pounds)
OSB Rim Board	1-1/8"	4400	180 (8d box or common)	3500	350
OSB Rim Board Plus	1-1/8"	4850	200 (8d box or common)	3500	350
OSB Rim Board Seismic	1-1/4"	5700	240 (8d common)	5900	400
1.3E LVL Rim Board	1-1/2"	4900	215 (8d box or common)	3500	400

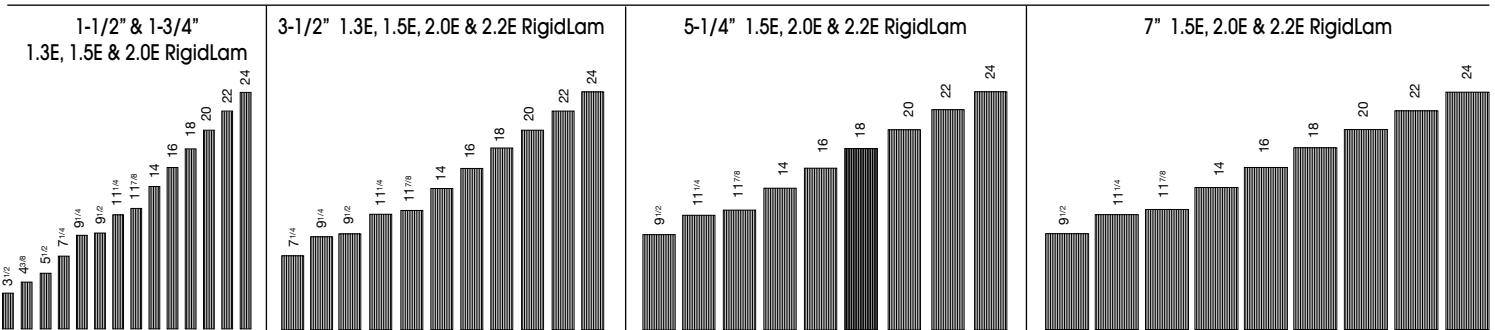
LVL FLANGE RFPI® JOISTS



RFPI® JOIST ALLOWABLE SPANS - 40 PSF LIVE LOAD AND 10 PSF DEAD LOAD

Joist Depth	Joist Series	40/10 SIMPLE SPAN				40/10 MULTIPLE SPAN				Joist Depth	Joist Series	40/10 SIMPLE SPAN				40/10 MULTIPLE SPAN			
		12" o.c.	16" o.c.	19.2" o.c.	24" o.c.	12" o.c.	16" o.c.	19.2" o.c.	24" o.c.			12" o.c.	16" o.c.	19.2" o.c.	24" o.c.	12" o.c.	16" o.c.	19.2" o.c.	24" o.c.
9-1/2"	RFPI® 20	17' - 2"	15' - 9"	14' - 10"	13' - 10"	18' - 9"	17' - 1"	16' - 2"	14' - 0"	14"	RFPI® 20	23' - 4"	21' - 4"	20' - 2"	18' - 6"	25' - 5"	22' - 7"	19' - 2"	15' - 3"
	RFPI® 40S	18' - 0"	16' - 5"	15' - 6"	14' - 6"	19' - 7"	17' - 11"	16' - 4"	14' - 7"		RFPI® 40S	24' - 4"	22' - 3"	20' - 6"	18' - 4"	25' - 11"	22' - 5"	20' - 5"	18' - 3"
	RFPI® 400	18' - 0"	16' - 5"	15' - 6"	14' - 6"	19' - 7"	17' - 10"	16' - 10"	15' - 9"		RFPI® 400	24' - 4"	22' - 3"	21' - 0"	19' - 7"	26' - 7"	24' - 3"	22' - 3"	17' - 9"
	RFPI® 40	18' - 7"	16' - 11"	16' - 0"	14' - 11"	20' - 2"	18' - 5"	17' - 5"	16' - 2"		RFPI® 40	25' - 2"	22' - 11"	21' - 8"	20' - 2"	27' - 5"	25' - 0"	23' - 7"	19' - 9"
	RFPI® 60S	18' - 11"	17' - 4"	16' - 4"	15' - 3"	20' - 8"	18' - 10"	17' - 9"	16' - 6"		RFPI® 60S	25' - 9"	23' - 6"	22' - 2"	20' - 8"	28' - 0"	25' - 7"	24' - 1"	19' - 9"
	RFPI® 70	19' - 9"	18' - 0"	17' - 0"	15' - 10"	21' - 6"	19' - 7"	18' - 5"	17' - 2"		RFPI® 70	26' - 10"	24' - 5"	23' - 0"	21' - 5"	29' - 3"	26' - 7"	24' - 9"	19' - 9"
11-7/8"	RFPI® 20	20' - 6"	18' - 9"	17' - 9"	16' - 6"	22' - 4"	20' - 5"	18' - 10"	15' - 3"	16"	RFPI® 40S	26' - 11"	24' - 3"	22' - 1"	19' - 9"	27' - 11"	24' - 2"	22' - 0"	19' - 8"
	RFPI® 40S	21' - 5"	19' - 7"	18' - 6"	16' - 8"	23' - 5"	20' - 5"	18' - 7"	16' - 7"		RFPI® 400	27' - 0"	24' - 8"	23' - 4"	20' - 10"	29' - 6"	26' - 4"	22' - 3"	17' - 9"
	RFPI® 400	21' - 5"	19' - 7"	18' - 6"	17' - 3"	23' - 4"	21' - 4"	20' - 1"	17' - 9"		RFPI® 40	27' - 10"	25' - 5"	24' - 0"	22' - 4"	30' - 4"	27' - 8"	24' - 9"	19' - 9"
	RFPI® 40	22' - 1"	20' - 2"	19' - 0"	17' - 9"	24' - 1"	22' - 0"	20' - 8"	19' - 3"		RFPI® 60S	28' - 6"	26' - 0"	24' - 7"	22' - 11"	31' - 1"	28' - 4"	24' - 9"	19' - 9"
	RFPI® 60S	22' - 7"	20' - 8"	19' - 6"	18' - 2"	24' - 8"	22' - 6"	21' - 2"	19' - 7"		RFPI® 70	29' - 9"	27' - 1"	25' - 6"	23' - 9"	32' - 5"	29' - 6"	24' - 9"	19' - 9"
	RFPI® 70	23' - 7"	21' - 6"	20' - 3"	18' - 10"	25' - 8"	23' - 5"	22' - 0"	19' - 9"		RFPI® 90	33' - 4"	30' - 4"	28' - 7"	26' - 7"	36' - 5"	33' - 1"	31' - 1"	26' - 7"

AVAILABLE RIGIDLAM® LVL GRADES & SIZES



Not all grades and sizes are available in all markets. Contact your Roseburg representative for availability. The location and contact information for your regional EWP representative can be found on our company website www.roseburg.com or by calling (800) 347-7260.



Roseburg
A Forest Products Company

10599 Old Hwy 99 South | Dillard Oregon 97432
tel 800-347-7260 | fax 541-679-2612
web www.Roseburg.com | email ewpsales@rfpco.com