



Backyard Hack, Tips to Optimize Small Yards & Outdoor Spaces

Get the most of your outdoor space with these space maximizing tips.



Just because your space is small doesn't mean it has to be without the warmth, beauty, and accents of a large area. With a bit of ingenuity and the right lumber and building supplies, you can create an attractive, inviting outdoor space, no matter how little room you're working with.



Bring Life to Your Outdoors with Greenery

Whether you own or rent, you can install your own floral or edible garden and bring natural elements into your space. If you live on the ground floor, you can install your garden box directly onto the dirt. Or, build a finished-bottom box to store on concrete or a balcony.

Purchase attractive, easy-to-assemble redwood garden boxes to provide the perfect place for plants. Garden box kits from J&W Lumber come as small as 2'x4' up to 4'x8' so you're sure to find a box that fits your space. Or, talk to us to get an estimate of the lumber and building supplies needed for a custom garden box that matches your preferred dimensions.


To make your gardening easy, elevate your garden to waist level by adding a leg kit, which raises the box off the ground by 30 inches. Add another dimension to your garden box by planting rows of region-appropriate vegetables, herbs, or flowers – or take it a step further by installing redwood or cedar lattice panels on the back of your garden box and planting climbing vines.



Make a Visual Impact with Modular Panels

Breathe new life into your patio or garden by adding decorative screen panels to your outdoor space. These panels can be attached to stucco, cinder block walls, or to wood fencing.

At J&W Lumber, our screen panels are lightweight and come in multiple sizes that tailor to your space. Create a wow factor by running LED lights behind your panels in single or multiple colors. When the panels are illuminated at night, your screen creates interesting shadows and patterns, and can even act as a light source for your space.



Increase Usable Space with Ground-Level Decks

Decks are usually associated with large yards, but even if you don't have a lot of space to work with, you can still install a fantastic looking deck that will be inviting to walk on. In fact, you may be at an advantage because many on-ground decks don't require permitting from the city – although it's always a good idea to check city regulations before you begin to build.

You can cover unsightly concrete or an empty dirt patch with an attractive platform that warms up the look of the space. We carry MOSO Bamboo decking, which is a fantastic option for on-ground decks because bamboo allows you to build a deck on the ground without worry of damage or rot. Traditional lumber or composite materials also look great but require some ventilation between the deck and the ground.

You can even use composite decking on your small second story balcony to add that wow factor in your space and gain all the benefits of composite decking. You can call, text, or email us to discuss what material is best for your outdoor space.



Make the Most of Your Space by Creating Shade

Installing a decorative patio cover not only provides useful shade, it also adds an attractive architectural element requiring minimal ground space. There are lots of options for a small-space patio cover. You can make an open-air wood pergola and use modern Infinity Canopies with sliding fabric panels, geometric sunshade panels, or an adjustable FLEX-Fence louvre system.

Patio covers aren't only for shade: attach string lights, pendant lights, ceiling fans, chandeliers, or hanging plants to further enhance the mood and provide light sources to enjoy your outdoor space at night.



Define Your Space and Create Privacy with a Horizontal Fence

Horizontal lines create the illusion of more space, a helpful trick when trying to make a compact area look bigger. Installing a horizontal fence around the perimeter of your patio or garden pulls the eye along the full length of the space, maximizing the full impact of your outdoor area.

To break up the uniformity, try mixing materials such as concrete, metal, and wood. For even more interest, attach hanging flower boxes or fill fence crevices with soil and succulents to create a space-saving vertical garden.



Vary Functionality with Movable Seating

Make your space more practical for groups or intimate get-togethers by using composite materials or redwood to build benches.

Benches enable you to accommodate many people if needed and can be stacked and stored to make more space when you're not entertaining. Lightweight enough to move easily but durable enough to withstand the elements, benches give you the ability to adjust your seating layout based on group size or can perform double-duty as stands for potted plants or tools when not in use as seating.




Premium Materials Are Worth the Investment

One advantage to having a small outdoor space is that you're able to use the best quality lumber and building supplies without breaking the bank. If you're accustomed to making compromises on larger-scale DIY lumber projects, renovating your small outdoor area is a chance to use top-of-the-line materials, such as tropical hardwoods like Ipe and Mangaris that are both beautiful and long lasting.




Even in Tight Spaces, Your Imagination Is Unlimited

Maximizing your outdoor area boils down to the size of the space and how you want to use it. Whether you're working with a compact balcony or an oddly-shaped back yard or side yard, implementing one or more of the ideas we listed can turn an overlooked area into an enjoyable outdoor living space.



Talk to our team about your big ideas for your small space and we'll help you assemble all the lumber and building supplies you'll need.



Want to get started on any of these projects?
The team at J&W Lumber is available to help.

Stop by one of our San Diego area locations to discuss your options with our siding specialists.

El Cajon

430 S. Marshall Ave.
El Cajon, CA 92020
Phone: 619-442-0658
Fax: 619-442-8749

Murrieta

25217 Jefferson Ave
Murrieta, CA 92562
Phone: 951-698-0215
Fax: 951-677-7687

Sorrento Valley

11135 Sorrento Valley Rd.
San Diego, CA 92121
Phone: 858-452-0520
Fax: 858-452-0506

Chula Vista

3817 Main St.
Chula Vista, CA 91911
Phone: 619-585-3620
Fax: 619-585-4746

San Marcos

2709 S. Santa Fe Ave.
San Marcos, CA 92069
Phone: 760-727-1510
Fax: 760-727-3557

Escondido/Corporate

1179 W. Washington Ave
Escondido, CA 92025
Phone: 760-745-6800
Fax: 760-747-1787

jwlumber.com



Backyard Hack, Tips to Optimize Small Yards & Outdoor Spaces

Get the most of your outdoor space with these space maximizing tips.





Backyard Hack, Tips to Optimize Small Yards & Outdoor Spaces

Get the most of your outdoor space with these space maximizing tips.

