



## **Building a Deck: A Guide to Get Started**

*Is building a new deck next on your home renovation list? If so, this is the guide for you.*



In this starter guide, our decking specialists provide tips and considerations for building a deck that will create the outdoor oasis you've been dreaming about.



# 5 Considerations for Your New Deck

Here are five considerations to keep in mind to help you decide what's right for you.

1.

## Usage of deck

The first thing to consider is how you'll use the deck.

Will it be for entertaining guests, or do you seek a smaller extension to eat dinner al fresco with your family? This will help determine the size and design of the deck and make the most of your outdoor space.

For example, if anticipating plenty of neighborly get-togethers and family events, designing with a deck railing with a top cap is useful to keep in mind. A top cap is a board that runs the full perimeter of the top of the railing and serves as an additional surface area for people to set down their drinks.

These details make a difference when visualizing what your deck will be used for and what's needed for the sake of functionality and design.



## 2.

### Backyard layout

The size and condition of your backyard determine where the deck will go and how it will be accessed. For some, the purpose of building a new deck is to transform non-functional backyard areas into ones of use. However, covering uneven or unsightly terrain can make it more difficult to install decking, which may take more time to properly lay the foundation.

Additionally, when building the understructure of the deck, you'll want to consider standard lumber sizes ahead of time to avoid wasting too much wood. Bring in yard measurements to your local lumber store to talk about framing and how much space you want to cover. Once the framework is established, designing, and installing the top deck is much easier.

## 3.

### Maintenance requirements

One question homeowners have about building a new deck is the amount of maintenance involved. Some prefer not to sand, stain, or paint their deck on a regular basis. Premium composite options like Trex decking or Azek decking typically require little more than a cleaning with mild detergent to keep it looking great. To maintain the long life of a warm natural wood deck a bit more maintenance is recommended, including re-staining every few years.

The key is to know how much maintenance you are willing to put in to keep your outdoor living space looking fantastic year after year.



4.

## View preservation

If you want a railing for your deck but are concerned it'll hinder your home's view, there are several different options to maintain it.

Cable railing is an optimal choice to maintain a scenic view in a modern, upscale way and pairs nicely with the low-maintenance yet aesthetically appealing look of Trex decking. For a rustic appeal, Wild Hog railing panels offer great visibility and nicely frame redwood decking or a deck made with Western Red Cedar lumber.

5.

## Permits and logistics

Certain Southern California areas require permits to build a new deck and/or require the use of WUI-approved building materials, particularly in areas deemed "at-risk" for wildfires. Confirm what's required for your neighborhood before embarking on your new project to ensure compliance.



# Deck Materials: What's Best for You?

A fundamental part of creating usable space with a deck is choosing the right outdoor building materials. Factors such as maintenance, shade availability, and aesthetics make a difference when building and will ultimately determine how much the deck is used.

Each type of decking material has its own benefits.



## Composite Decking Materials



Composite decking is an ideal solution for those who want a low-maintenance and aesthetically appealing option for the backyard. The materials have vastly improved over the years and closely resemble the look of real wood. There is an array of options for composite decks, with Trex and Azek being the most popular.

### Trex Decking

As one of the most popular choices for composite, Trex decking features nature-inspired colors that offer a clean finish and high-performance technology to keep the deck looking beautiful year after year.

Trex decking offers a scratch-resistant, fade-resistant, and overall long-lasting, durable composite material. It's a low-maintenance solution that can tolerate the enduring sunshine of Southern California without having to sand, stain, or paint your deck to maintain its premium quality. Meanwhile, due to its multiple price points, Trex offers high-end options and has options for those wanting to build a budget-friendly deck.

Another benefit of Trex decking is the various design options, which follow a “good, better, and best” range of models. TrexTranscend, TrexSelect, and TrexEnhance are available in multiple, nature-inspired colors, all creating an aesthetically pleasing, vibrant look. Plus, the enhanced basic boards are user-friendly for anyone install, whether you're a professional contractor or a home DIYer.



## TimberTech Azek Decking

TimberTech Azek Decking is a go-to solution for low-maintenance outdoor building materials. The long-lasting composite decking provides the most realistic wood appearance and is available in a variety of colors. This type of building material instantly adds a modern feel which creates the ideal outdoor living space. It's also durable, low-maintenance, and comes in different widths to create varying patterns depending on the aesthetic you want to achieve. Azek decking is also lighter in weight than other outdoor building materials and just as easy to install.

Additionally, the surface stays much cooler because it's made of PVC material versus a standard composite. This helps to protect bare feet (and paws!) from surfaces that can quickly heat up during the summer months. Either way, both composite decking materials include extended warranties to instill confidence about the creation of your new outdoor space.





## Modern Hardwoods

Wood decking offers a beautiful and sustainable decking option and delivers a warm, inviting look. The sleek appeal of modern hardwood like Ipe, Mangaris, and Garapa is on par with current home design trends, which is evolving past the rustic aesthetic that was popular for so long.

### Mangaris and Ipe

Hardwoods deliver a sophisticated look for all decks and their durability make them a fantastic choice for outdoor use. They may be less economical than other outdoor lumber choices, but their beauty and richness definitely make a statement that pays off. Because of their density, hardwoods don't absorb stain as readily as some of the other wood species. However, this usually isn't a problem because Mangaris and Ipe look great with a simple clear varnish or Penofin Architectural stain.

Mangaris' light hue ages handsomely while Mangaris Red (Red Balau) features a natural auburn color that is reminiscent of mahogany. South American Ipe (also known in those regions as Amapa, Cortex, Guayacan, Flor Amarillo, Madera Negra and LaPache Negra) is another smart decking choice that creates a luxurious outdoor space while standing up to the elements. Naturally light in color with a teak-like appearance, as Ipe ages naturally, over time it will mature into a rich gray-silver.



## Classic Softwoods

Redwood and cedar are some of the most common lumber we see in decking, because they are durable and easy to work with. Both woods are classified into various grades, reflected in their price point and quality. Redwood is classified into three different grades while cedar is divided into two. The lowest grade is always the least expensive. Those planks will feature more knots, natural variation. The lower grades of softwood are great options for rustic-looking decks.

## Western Red Cedar Lumber

The warm color of Western Red Cedar lumber is a beautiful natural selection. It's known for its durability and versatility, which makes it a popular choice when building a new deck. Plus, it's also decay- and bug-resistant for greater sustainability in different climates and environments.

## Redwood Lumber

As one of California's biggest renewable resources, redwood decking is an environmentally friendly natural choice and easy to restore its beauty even after years of use. The rich color creates an inviting aesthetic for a deck to make it one of the most used spaces of the home.



## Bamboo

Known for its strength and beauty, bamboo decking is a gorgeous modern and sustainable deck option. These 6-foot deck boards have a unique interlocking design that allow the joints to span between the joists. Bamboo decking boards are created through a unique process which involves stacking glued-together layers of bamboo then treating them with a high-force press to compress them into crisp, uniform planks.

Unlike other wood decking, bamboo has few striations, so it absorbs stain uniformly throughout. As a result, bamboo decking boards are available in a variety of colors. Functionally like a hardwood plank, bamboo is known for its density, durability and toughness. Because it's not completely natural (due to the adhesives in the plank-creation process) bamboo can also be installed very close to the ground without worry about warping or moisture-related decay that affects wood, making it an exceptionally versatile option for outdoor applications.

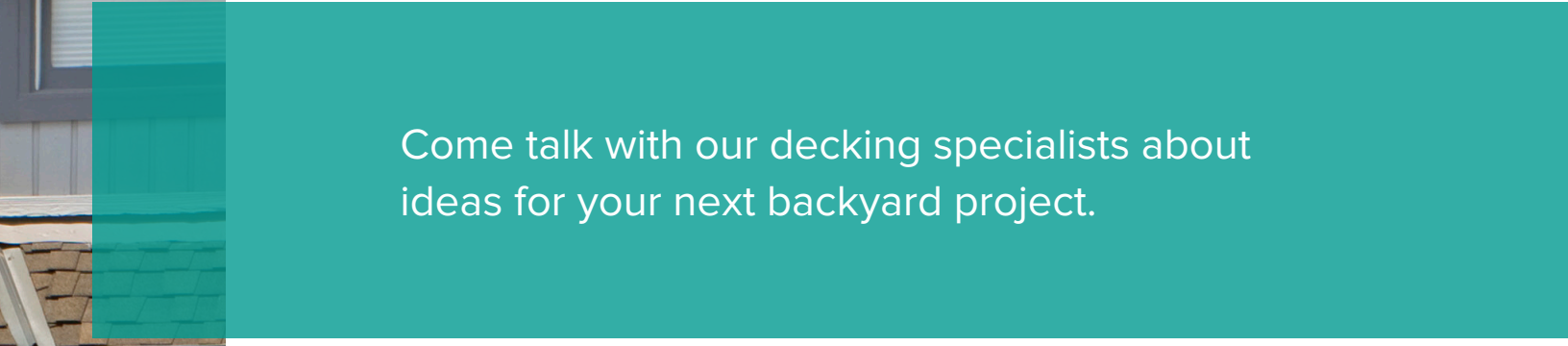


# The Outdoor Extension of Your Home

These are a few of the many possibilities available when comparing which outdoor building materials to use. Regardless of what decking you choose, remember to always follow the manufacturer's installation guidelines. In addition to aesthetics and durability, ease-of-use, conservation, and environmental resistance are also factors to factor in when choosing what will work best for your deck project.



Creating a living area outside immediately increases the usability and value of a home. When planning to build a new deck, it's important to compare the vision to what's realistic in terms of sizing, materials, and the construction itself.



Come talk with our decking specialists about ideas for your next backyard project.

### **El Cajon**

430 S. Marshall Ave.  
El Cajon, CA 92020  
Phone: 619-442-0658  
Fax: 619-442-8749

### **Murrieta**

25217 Jefferson Ave  
Murrieta, CA 92562  
Phone: 951-698-0215  
Fax: 951-677-7687

### **Sorrento Valley**

11135 Sorrento Valley Rd.  
San Diego, CA 92121  
Phone: 858-452-0520  
Fax: 858-452-0506

### **Chula Vista**

3817 Main St.  
Chula Vista, CA 91911  
Phone: 619-585-3620  
Fax: 619-585-4746

### **San Marcos**

2709 S. Santa Fe Ave.  
San Marcos, CA 92069  
Phone: 760-727-1510  
Fax: 760-727-3557

### **Escondido/Corporate**

1179 W. Washington Ave  
Escondido, CA 92025  
Phone: 760-745-6800  
Fax: 760-747-1787

[jwlumber.com](http://jwlumber.com)

