



Patio Covers: The Foundation of a Custom Outdoor Room



*Craft Your Ideal Outdoor Room with Customizable
Patio Covers*

Have you been dreaming about a unique outdoor room where you can gather with loved ones, regardless of the sun or the rain? Then you've come to the right spot because a covered patio space sets the stage for creating great memories, big and small, with those you hold dear.

In this guide, discover:


- Whether you should be saying Pergola or Patio Cover
- Four reasons why many homeowners opt to install a patio cover
- Your options for customizing your patio cover



Patio cover vs Pergola: What's the Difference?

We'll keep it short, there is no difference.

The terms are interchangeable so use whichever term suits your fancy. If you pop into one of our locations and say, "I'd like to build a pergola" or "where do I start with building a patio cover," we'll know exactly what you mean.



4 Reasons Homeowners Install Patio Covers

There's more than one reason homeowners opt to build out their outdoor space with a patio cover. Here are the most ones:

Improves aesthetics

It doesn't take much to personalize and expand the use of your home when you head outdoors. A pergola or patio cover instantly improves the aesthetic of your backyard, making it a functional space that can complement any home design. Even when starting with a simple concrete slab, the addition of a shade structure warms up the space and transforms it into an entertainment area.



Provides shade

The Southern California can be intense all year long. To enjoy sitting outdoors for longer, a pergola provides much-needed shade and protection from the sun. It can be built with a solid top structure or lattice to let sunbeams stream through as much as desired. Also, there's the added option of installing a ceiling fan for an automatic breeze when the temperatures really start to soar.




Adds privacy and functionality

Adding decorative screen panels to the sides of your cover can also add privacy. These artistic structures maintain an airy feeling but without as much exposure to the neighbors. Available in various sizes, decorative screen panels are eco-friendly and long-lasting to weather the elements and remain looking beautiful. Homeowners can then get creative by adding other outdoor decor such as planters, patio furniture, and fire pits to complete a space that feels unique and relaxing.




Lights up evening entertaining

Once the pergola is in place, [DEKOR lighting](#) keeps the fun rolling after the sun goes down. Inspire more al fresco dinners and fire pits with s'mores with this long-lasting, high-quality lighting system. It can be configured in various ways to light up the patio and provide a simple yet refined look to the backyard.




Patio Covers: Customization Options.

The most welcoming places are ones that you truly make your own. Even if you purchase a pre-designed patio cover kit, there are a range of customizations you can make to put your personal stamp on it.




Below are a few ways to make your space unique:



Wood options

[Wood patio kits](#) make it easy to create an impressive backyard structure. Heavy timber has a definite “wow” factor, especially when using a beautiful wood like [Western Red Cedar](#) or [Redwood](#), both of which have a warm, luxurious look to create a welcoming feel.



A large beam size of 6×8 or 6×12 situated on large 6×6 posts instantly gives a grand appeal, and when finished with Simpson® Outdoor Accents®, it adds a lot of character. The looming presence makes it impressive, and the decorative hardware makes it pop.



Our J&W Lumber stores offer custom milling so there are essentially no limitations to how grand you go for your patio cover size. Our specialists can put together a patio cover kit, complete with all the materials you need to build a custom-made look.

Tiered covers



Tiered patio covers are made up of a combination of taller and slightly shorter beams. For instance, a tiered construction may consist of 10 ft. beams for the outside and middle with an 8-foot beam clearance, creating a striking presence.



Gable or a-frames

A gable, or pitched A-frame design maximizes the space and presents a light and airy ambiance. Meanwhile, the addition of the Simpson® black ornamental hardware, called Outdoor Accents, further elevates the look by giving it a modern, stately appearance.

Custom cuts




You can also customize the rafter and beam end cuts to match your design aesthetic. For homeowners who want a modern patio cover design, a minimalistic cut may work best to flow with your home design or a Spanish-style look, a scallop or corbel cut may be more in your style. It's all in the details to create a custom-looking pergola.



Aluminum structures

These are often the go-to patio cover option because there is a range of styles and colors to choose from to match your style. The California is a solid roof providing complete sun coverage, while a design like the Phoenix Lattice invites in more sun and air flow. Additionally, you can customize the rafters, posts, and lattice spacing, all of which change the whole look and feel of your patio cover.





Decorative screen panels

Not all patios are fully situated in the sun and may need less shade than other homes. A popular idea is to use decorative screen panels and/or screen cloths to block sunlight from streaming in from the side. These can cool down the area, while also adding a decorative touch to your backyard setup. To spruce up the look even further, consider adding Wild Hog panels with a bar top or a pre-made garden box. Then, plant ivy to climb up the patio cover to create additional shade and the ambiance of a private retreat.

Infinity canopies


The [Infinity Canopy system](#) can be modified to meet your specific design and shade needs. It's the first and only slide-on-wire canopy system that makes your pergola versatile for adjusting sunlight throughout the day. It's a worthy investment which provides ease in customizing the outdoor room to the occasion.

Décor and accessories

Outdoor decor and accessories continue the customization of your patio cover. From patio cover lighting to columns and ceiling fans to mounted TVs, you can convert a previously unused backyard space into an inviting outdoor room. Whether it's for backyard gatherings or a quieter area designated for your own rest and relaxation, there are plenty of ways to upgrade it to something special. LED recessed DekDots, decorative screen panels, plus an outdoor fountain or waterfall can create a tranquil escape. Whereas, LED pergola lighting, a ceiling fan, and comfortable outdoor furniture make it an optimal space to host a BBQ or your next game watch.

We're ready to help.

Getting started with building your own pergola is made simple with a visit to your local J&W Lumber. We'll put together your customized patio cover kit complete with your chosen material, hardware, and tools necessary to complete the project.



El Cajon

430 S. Marshall Ave.
El Cajon, CA 92020
Phone: 619-442-0658
Fax: 619-442-8749

Murrieta

25217 Jefferson Ave
Murrieta, CA 92562
Phone: 951-698-0215
Fax: 951-677-7687

Sorrento Valley

11135 Sorrento Valley Rd.
San Diego, CA 92121
Phone: 858-452-0520
Fax: 858-452-0506

Chula Vista

3817 Main St.
Chula Vista, CA 91911
Phone: 619-585-3620
Fax: 619-585-4746

San Marcos

2709 S. Santa Fe Ave.
San Marcos, CA 92069
Phone: 760-727-1510
Fax: 760-727-3557

Escondido/Corporate

1179 W. Washington Ave
Escondido, CA 92025
Phone: 760-745-6800
Fax: 760-747-1787

jwlumber.com